

# 4-H CLOVERBUDS CONNECTION

July - September 2022



## NEXT MEETING

Cloverbud Camp is in July this month!

We meet from 8am-1pm.

July 1st

July 2nd

July 3rd

## 4-H HIGHLIGHTS

Please enroll at <https://4h.zsuite.org/>

You must be active status to participate including your payment of \$5 for the year.

Sign up for Remind! TEXT @4-hclover to 81010

## TAKE A SNAPSHOT OF LIFE

Hello Cloverbud families,


With County Fair around the corner we would like to address static projects that the Cloverbuds can enter into the fair. Make sure you remember to bring your cloverbud's static project to be judged at the County Fair from 9:00am - 4:00pm on Monday, August 1st! Projects can be anything from Legos to photography to any other awesome project made this year. During 4-H interview judging, simply bring your project to the 4-H Clover Bud booth, tell our judge about your project, and then it will be on display throughout the fair! Cloverbuds do not need to do fair entries for static projects!

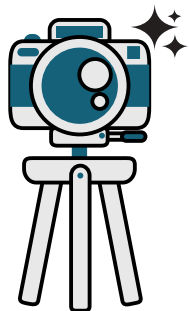

Do not forget about Cloverbud day-camp July 12th-14th for those who signed up! We will love to see you all there!

Katie, Meghan & Brianna

## A PICTURE IS WORTH A THOUSAND WORDS

When it comes to taking photos, don't rush. Take the time to set the scene just right, take multiple shots, move a little this way or that. Zoom in, zoom out. Look for new perspectives. Also take time to put the camera down and enjoy the beauty!





## LET'S MOVE IT!

Go on a Photo Scavenger Hunt!  
Take the list and see what you can find, explore high and low. See how many items you can find!

## UP CLOSE PHOTOBOOK

Supplies: camera, printed photos, photo book (optional)

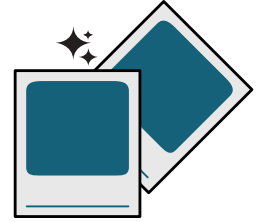
Explore the world around you! Take both a regular photo and a close-up of a section of everyday items or things in nature. To the left is a few ideas. To make a book, print a copy of each photo. Arrange your photos in a photo book with the close-up followed by the actual item. Then you can play with friends and family. Show the close up and guess the item, then flip to see the item.

## PHOTO SCAVENGER HUNT



- ☐ 1. Someone pulling a funny face
- ☐ 2. A light in a dark room
- ☐ 3. Your own reflection
- ☐ 4. Something bright red
- ☐ 5. An animal or insect
- ☐ 6. Someone jumping in midair
- ☐ 7. Something made of metal
- ☐ 8. Food arranged into a pattern
- ☐ 9. An interesting shadow
- ☐ 10. Some kind of liquid

# Fun Photo Game For Kids



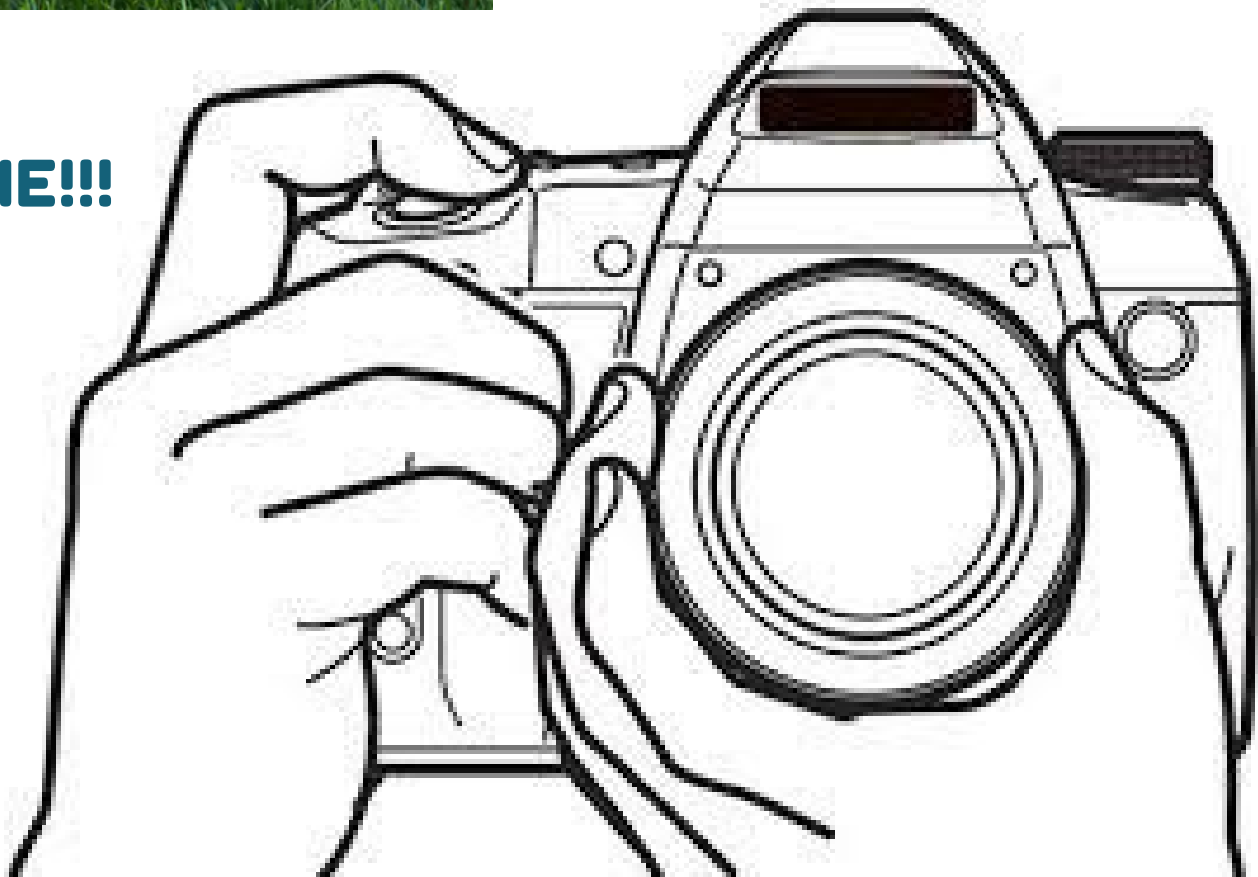

## MAKE IT YOURS!


Supplies: random collection of photos, small plush toy, recording device (like a phone or camera, optional)

We all know that photos tell stories. 1. Start by gathering a handful of random photos in the following categories: People/Animals/Toys, Places, Objects, Textures, Actions. You can go snap photos that fit these themes or search through old printed photos and magazines to find some. 2. Now become the storyteller, stack or arrange 10 photos at random. Use the stuffed toy as a character in your story. 3. Present the photos one at a time and make up a story! You can choose to record your story.



## COLOR ME!!!





# Wyoming 4-H

## CAMPBELL COUNTY EXTENSION

412 S. Gillette Ave  
Gillette, WY 82716

Issued in furtherance of extension work, acts of May 8 and June 30, 1914, in cooperation with the U.S. Department of Agriculture. Kelly Crane, Director, University of Wyoming Extension, College of Agriculture and Natural Resources, University of Wyoming Extension, University of Wyoming, Laramie, Wyoming 82071. The University of Wyoming is an equal opportunity/affirmative action institution.