

# 4-H CLOVERBUDS CONNECTION



October - November 2022

## NEXT MEETING

Cloverbuds meet on every 3rd Wednesday of the month from 4-6 pm.

October 19th

November 16th

## 4-H HIGHLIGHTS

Please enroll at <https://4h.zsuite.org/>

You must be active status to participate including your payment of \$5 for the year.

Sign up for Remind! TEXT @4-hclover to 81010

## ITS OK TO START SMALL

Hello Cloverbud Families,

I am Stephanie Gray and I am the school year intern! I have been in 4-H for 8 years and have learned a lot. I want to share my knowledge with all of you! My knowledge is mostly on shooting sports, but I know quite a bit about other things. I enjoy learning from others and I am looking forward to learning from all of you!

Sincerely,  
Stephanie



## WHAT IS A POCKET PET?

In 4-H, we see the importance of raising an animal. Youth learn to make choices of which type, responsibility of taking care of the animal, knowledge of the animal itself, and so much more! Here are some types of pocket pets:

Amphibians/Reptiles- frog, lizard, salamander, snake, and turtle. Note that some species can be poisonous or otherwise dangerous.

Birds- Canaries, cockatiels, finches, macaws, parakeets, and parrots.

Fish- there are a variety of freshwater, tropical, and saltwater fish.


Mammals- cavies (commonly known as guinea pigs), chinchillas, ferrets, gerbils, hamsters, hedgehogs, and mice.

Other pocket pets- ants, crickets, hermit crabs, and spiders.



www.craftsbyjia.com

## EASY PAPER CHAIN JELLYFISH CRAFT



## DANCING WORMS

Supplies: gummy worms, baking soda, vinegar, cutting board, knife, 2 clear cups

1. With adult help, cut the gummy worms in quarters. It is easier with a wet knife or dusted with baking soda. 2. Measure out 3 tablespoons of baking soda and stir into a glass filled with 1 cup of warm water. 4. Mix some into the baking soda and water concoction. 5. Wait 15 minutes for the worms to soak! While waiting, fill the second glass with vinegar. 6. Fish the worms out and place a few in the glass of vinegar. Be careful not to put too many in. Watch what happens!




## MAKE IT YOURS!

Supplies: white and colored cardstock or construction paper, crayons or color pencils, scissors, glue stick, stapler (optional)

1. Draw out the shape of the Jellyfish head, wavy layer, and eyes on a white piece of paper. 2. Color these pieces, try making it look like watercolor. Cut out the pieces. 3. Apply glue on the top rectangle part of the wavy layer. Stick the jellyfish head to this rectangle with the wavy layer below. Stick two eyes on the jellyfish's face. 4. Make paper chains, cut the colored paper into 1x6 inch strips. 5. Take one paper strip and glue or staple the ends together to form a loop. Now, take a second strip and insert it through the loop. Glue or staple its ends to form a loop. Continue this until you are happy with the length. On the loop that will be attached to the jellyfish, glue the ends together to form a leaf shape instead of a circle. Make a total of 4-5 chains 6. Stick the leaf-shaped loop on the back of the jellyfish's head on all of your chains.



# COLOR ME!!!



1 = red, 2 = yellow, 3 = bright blue, 4 = dark blue, 5 = brown, 6 = white  
7 = black, 8 = bright green, 9 = dark green

## LET'S MOVE IT!


**Frog Jump**- Hop, hop, hop! Up and down like a frog!

**Hedgehog Walk**- With your hands and feet on the floor, hips high, walk left and right.

**Starfish Jumps**- Jump up and down spreading your arms and legs (jumping jacks)

**Gerbil Run**- Run in place as fast as you can, just like if you were running in a wheel.

**Crab Walk**- Sitting down, place your palms on the ground behind you, lift your hips and crawl on your hands and feet.



# Wyoming 4-H

## CAMPBELL COUNTY EXTENSION

412 S. Gillette Ave  
Gillette, WY 82716

Issued in furtherance of extension work, acts of May 8 and June 30, 1914, in cooperation with the U.S. Department of Agriculture. Kelly Crane, Director, University of Wyoming Extension, College of Agriculture and Natural Resources, University of Wyoming Extension, University of Wyoming, Laramie, Wyoming 82071. The University of Wyoming is an equal opportunity/affirmative action institution.