



31ST Annual Campbell County 4-H Sewing Conference

 The structure of the Sewing Conference reflects our hope to make the days flow more smoothly for both volunteers and sewers! With the guidance of Master Sewers, youth will receive assistance to work on sewing projects while gaining the skills to complete their project.

 All level A, A+, & B sewers will be required to choose from the approved patterns picked by the Fabric and Fashion Conference Committee in order to sew at the conference. The fabric may be picked by the member within the recommended fabric guidelines.

 All other members that are sewing at Conference must have their pattern and fabric pre-approved by the Fabric and Fashion Conference Committee.

Tuesday, May 30th – Mandatory Pattern & Fabric Selection

1:00 – 4:00 p.m. – GAMB, Cottonwood Room

Monday, June 5th – Cutting and Fitting

9:00 a.m. to Noon and 1:00 p.m. to 4:00 p.m. – GAMB, Cottonwood Room

NO SEWING will be allowed during these times. There will be no guarantee of completing cutting and fitting.

Monday, June 12th to Friday June 16th – Sewing

Beginner sewers class on Monday, June 12th from 9a.m.-noon. We will go over basics.

All 1st year must attend!

9:00 a.m. to 5:00 p.m. – GAMB, Cottonwood Room

9:00 a.m. – 12:00 p.m. - Level A, A+, B Sewers

1:00 p.m. – 5:00 p.m. - Level C, D Sewers

Members are expected to help cleanup before leaving!

Only the Cottonwood Room will be available, therefore if non-sewers are disruptive or distracting, they will be asked to leave.

REGISTRATION DEADLINE: Tuesday, May 30th

Sewing Conference Packets including registration forms, levels, and approved patterns can be found online at

<https://wyoextension.org/campbellcounty/4h-youth-development/expressive-arts-cake-visual-arts-crocheting/sewing/>

Or Contact Makala Riley at the Extension Office at 682-7281

Office Check-List**OFFICE USE ONLY**

- ☐ Registration Form
☐ \$10.00 paid
☐ Pattern/Fabric
Approved

Registration Deadline:
Tuesday, May 30th

4-H Member Registration Form for
2023 Sewing Conference

June 12th – 16th

Total Cost: \$10.00

Member's name: _____ Age: _____

Parent or Guardian's name: _____ Years in F&F: _____

Cell #: _____ E-mail address: _____

I wish to attend the pre-conference cutting out/fitting session on (pick one)

_____ **Monday, June 5th, 9:00 a.m. to NOON**

_____ **Monday, June 5th, 1:00 p.m. to 4:00 pm**

_____ I wish to attend the beginners sewing class on **Monday, June 12th from 9:00 am to noon**

This class is **required for 1st year sewers** and encouraged for others as a refresher!

***Please indicate which days you will be attending. Be sure to acknowledge the level groups and times that are designated and sign up accordingly.**

	Levels A, A+ or B Mornings	Levels C, D Afternoons
Monday, June 12th	Mandatory Beginner Sewer Class	
Tuesday, June 13th		
Wednesday, June 14th		
Thursday, June 15th		
Friday, June 16th		

*If you have a
question as to
which level you
are at under the
guidelines, call
Makala at
307-682-7281*

I will need a sewing machine furnished. _____ yes _____ no

I will be sharing equipment with a sibling or friend. _____ yes _____ no

We have 4-H sewing machines available for use during Conference. These will be available on a first come first serve basis on the basis of application return dates.

Level A, A+, B: will sew a 4-H Leader chosen pattern, but may choose their own fabric

Levels C, D, and on: pattern and fabric choice must be consistent with the sewing level

ALL levels must attend the Pattern and Fabric Approval –

Tuesday, May 30th from 1:00-4:00 pm – GAMB, Cottonwood Room

All Conference sewers must have their patterns and fabric approved to sew at Sewing Conference!

Parent Registration Form for
2023 Sewing Conference
June 12th – 16th

If you can assist in any of the ways listed below, please return by Tuesday, May 30th

Name: _____

Home Phone: _____ Cell Phone: _____

I am able to help with the sewing conference by:

_____ Being available on (which days) from the hours of _____ to help

_____ I will help my own 4-H member

_____ I am able to help other 4-H members

_____ Providing fruit, vegetables, or crackers for the 4-Her's at break time.

*** Please indicate which day and session**

_____ Monday Morning

_____ Monday Afternoon

_____ Thursday Morning

_____ Tuesday Afternoon

_____ Wednesday Morning

_____ Wednesday Afternoon

_____ Thursday Morning

_____ Thursday Afternoon

_____ Friday Morning

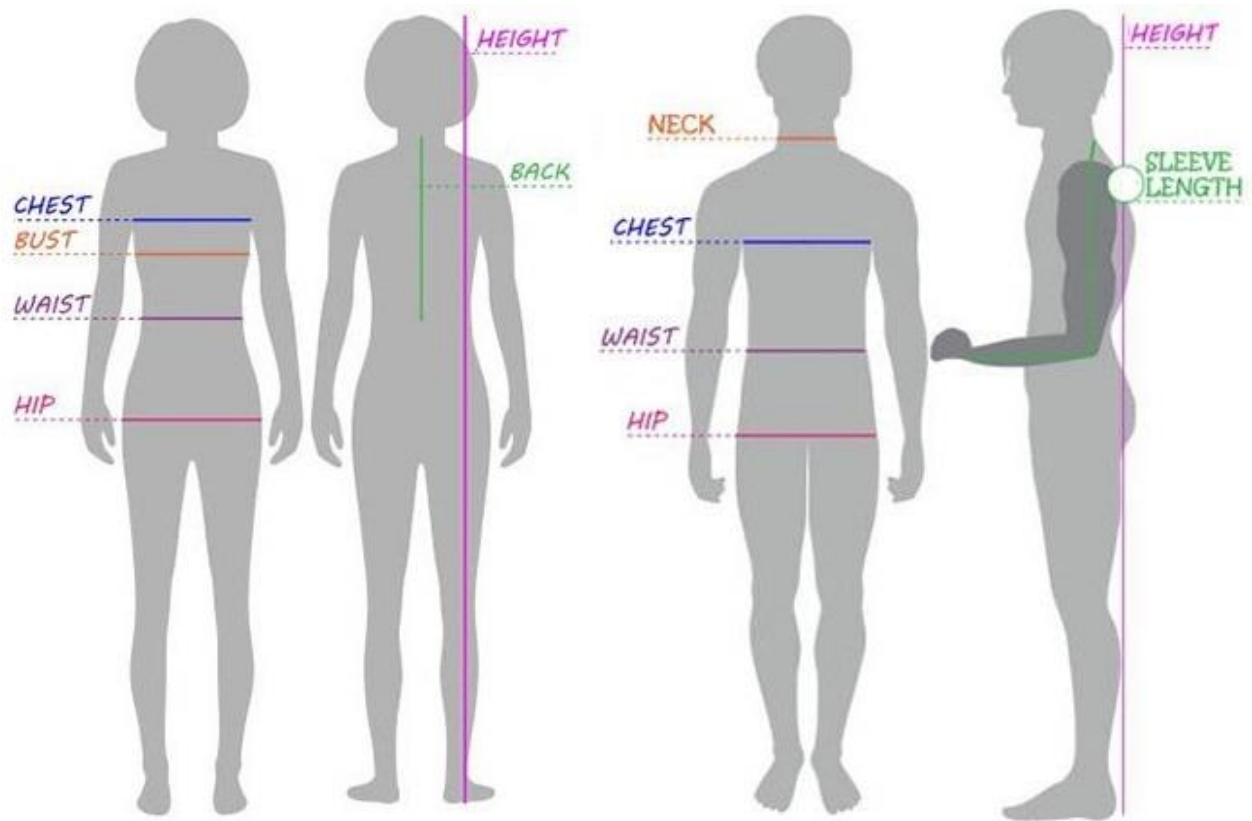
_____ Friday Afternoon

THANK YOU FOR YOUR SUPPORT!



Name _____

Date _____



Bust _____

Sleeve Length _____

Waist _____

Neck/Nape _____

Hip _____

Nape to Floor _____

Height _____

Level A, B, C Material Types

Woven Fabric Only

Cotton

Cotton/Polyester Blend

Flannel

Solid Colors or Small Prints


No Plaid, Striped, or Big Patterned
Materials

No Knit of Any Kind

No Fleece!

PRE-WASH ALL FABRIC

Fabric examples are available at the Extension Office



Sewing Conference Supply List

Closed toe shoes- covering your feet

Sewing Machine and Accessories including Manual

Sewing Box or Bag- to hold your supplies

Fabric- Remember to Pre-Wash

Pattern

Notions- such as elastic and zippers

Thread

Fabric and Paper Scissors

Thread Nippers

Seam Ripper

Measuring Tape

Seam Gauge

Pins and Pin Cushion

Hand Needles

Needles

Ponytail Holders

Pencil





Level A Skills



- Fabric purchasing and preparation
- Basic pressing
- How to use pattern envelope and follow pattern directions
- Recognize and identify fabric characteristics
 - Selvage, raw edge, grainline
- Simple sewing skills
 - Straight stitching, seam finishes, machine hem
- Apply an elastic casing

Level A Project Ideas



- Clothing:
 - Shorts, skirt, or pants with casing
- Non-Clothing:
 - Drawstring purse or tote bag, sewing toolkit, laundry bag
- Practice/Service Project:
 - Rectangular placemat, hair accessory, tissue case, travel kit, pillow case

A

Simplicity S9129



S9129

1 PIECE/PIEZA

CHILD'S, TEENS' AND ADULTS' PANTS

Fabrics: Flannel, Gingham, Chambray, Cotton and Cotton Blends, Cotton Interlock, Jerseys. Not suitable for sleepwear. Extra fabric needed to match plaids, stripes or one-way design fabrics.

Notions: Thread.

Sizes	CHILD'S / TEENS				TEENS / ADULTS				
	XS	S	M	L	XS	S	M	L	XL
	4-5	6-8	10-12	14-16	—	—	—	—	—

Pants 45***

Elastic- 1" wide: ¼ yd. for Child's/Teens' sizes, 1¼ yd. for Teens/Adults' sizes

Twill Tape for Ties- ¼ yd. of ½" wide

FINISHED GARMENT MEASUREMENTS

Hip 28½ 30½ 34 38 36 40 44 48 52 In

Side Length 28½ 30½ 35 36 39 40 41 42 43 In

Leg Width 14½ 15½ 16½ 17½ 18 19 20 21 22 "

ENFANT, ADOLESCENT ET ADULTES: PANTALON

NIÑOS, ADOLESCENTES Y ADULTOS: PANTALÓN

Tailles/Tallas

ENFANT / ADOLESCENT ADOLESCENT / ADULTES

NIÑOS / ADOLESCENTES ADOLESCENTES / ADULTOS

TP/XP P M G TP/XP P M G TG/XG

4-5 6-8 10-12 14-16 — — — — —

Pantalon/ Pantalón

115cm** 0.90 1.80 2.20 2.30 2.30 2.40 2.40 2.50 2.60 m

Élastique- 2.5cm de large: 0.80m pour les tailles Enfant/Adolescent,

1.10m pour les tailles Adolescent/Adultes

Elástico- 2.5cm de ancho: 0.80m para las tallas Niños/Adolescentes,

1.10m para las tallas Adolescentes/Adultos

Talonnette de Coton pour les Liens- 0.70m de 6mm de large

Galón Asargado para los Lazos- 0.70m de 6mm de ancho

*without nap **with nap ***with or without nap

*sin plicado **con plicado ***sin o con plicado

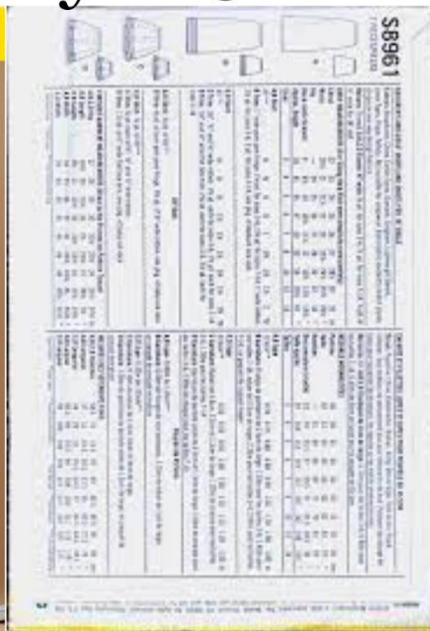
Instrucciones de costura en Español en el Interior del Patrón.



2 Patterns
Available at the
Ext. Office for
\$1 each.
Also available at
JoAnn's

A

Simplicity S8961



Available at
JoAnn's.

A

Pillowcase

Available at
Ext. Office.



Materials needed:

3/4 yard by width of
fabric (WOF) for body of
pillowcase.

1/3 yard by WOF for cuff

1/8 yard by WOF for
accent band

Level A+ Skills



- Fabric purchasing and preparation
- Basic pressing
- How to use pattern envelope and follow pattern directions
- Recognize and identify fabric characteristics
 - Selvage, raw edge, grainline
- Simple sewing skills
 - Straight stitching, seam finishes, machine hem
- Apply an elastic casing

Level A+ Project Ideas



- Clothing:
 - Dress or Jumper
 - Shorts, skirt, or pants with casing
- Non-Clothing:
 - Drawstring purse or tote bag, sewing toolkit, laundry bag
- Practice/Service Project:
 - Rectangular placemat, hair accessory, tissue case, travel kit, pillow case

A+

Simplicity S9308

Available at
JoAnn's.



S9308
U.S. ONE SIZE
OS EURO. UNA TALLA SOLA
FR. UNE SEULE TAILLE

Simplicity

Learn
to Sew

S9308 5 PIECES

TOTE BAGS IN THREE SIZES

Fabrics: Designed for Woven Fabrics: Cotton/Cotton Blends, Denim, Twill, Decorator Fabrics, Canvas. Fabric requirement allows for nap, one-way design or shading. Extra fabric may be needed to match design or for shrinkage.

Notions: Thread, piece of stabilizer for bottom such as plastic craft canvas, cardboard or rigid plastic- 10 1/4" x 2 1/4" (26cm x 6cm) for size Small, 12 1/4" x 3" (32cm x 7.5cm) for size Medium, 14 1/4" x 3 1/4" (37cm x 9cm) for size Large.

Small Tote- 10 1/4" x 11" (26cm x 28cm)

Fabric: 45"- 1 yd. (115cm- 1.0m); 60"- 3/4 yd. (150cm- 0.7m)

Medium Tote- 12 1/4" x 13 1/4" (32cm x 34cm)

Fabric: 45"- 1 1/4 yds. (115cm- 1.1m); 60"- 1 yd. (150cm- 0.8m)

Large Tote- 14 1/4" x 16" (37cm x 41cm)

Fabric: 45"- 1 1/4 yds. (115cm- 1.2m); 60"- 1 yd. (150cm- 1.0m)



A+

Simplicity S1786

3 Patterns
Available at the
Ext. Office for
\$1 each.
Also available at
JoAnn's



1786

Simplicity
Learn to Sew

Learn Basics Skills:

- ✓ cut out a pattern
- ✓ sew a lining
- ✓ apply bias fold tape
- ✓ stitch a trim
- ✓ sew with take fur

CHILD'S VEST, SKIRT AND SHIRT		1786	
19 PIECES		19 PIECES	
FABRICS: Cotton, Cotton Blends, Denim, Twill, Decorator Fabrics, Canvas. Fabric requirement allows for nap, one-way design or shading. Extra fabric may be needed to match design or for shrinkage.		FABRICS: Cotton, Cotton Blends, Denim, Twill, Decorator Fabrics, Canvas. Fabric requirement allows for nap, one-way design or shading. Extra fabric may be needed to match design or for shrinkage.	
NOTIONS: Thread, piece of stabilizer for bottom such as plastic craft canvas, cardboard or rigid plastic- 10 1/4" x 2 1/4" (26cm x 6cm) for size Small, 12 1/4" x 3" (32cm x 7.5cm) for size Medium, 14 1/4" x 3 1/4" (37cm x 9cm) for size Large.		NOTIONS: Thread, piece of stabilizer for bottom such as plastic craft canvas, cardboard or rigid plastic- 10 1/4" x 2 1/4" (26cm x 6cm) for size Small, 12 1/4" x 3" (32cm x 7.5cm) for size Medium, 14 1/4" x 3 1/4" (37cm x 9cm) for size Large.	
Small Vest- 10 1/4" x 11" (26cm x 28cm)		Small Vest- 10 1/4" x 11" (26cm x 28cm)	
Fabric: 45"- 1 yd. (115cm- 1.0m); 60"- 3/4 yd. (150cm- 0.7m)		Fabric: 45"- 1 yd. (115cm- 1.0m); 60"- 3/4 yd. (150cm- 0.7m)	
Medium Vest- 12 1/4" x 13 1/4" (32cm x 34cm)		Medium Vest- 12 1/4" x 13 1/4" (32cm x 34cm)	
Fabric: 45"- 1 1/4 yds. (115cm- 1.1m); 60"- 1 yd. (150cm- 0.8m)		Fabric: 45"- 1 1/4 yds. (115cm- 1.1m); 60"- 1 yd. (150cm- 0.8m)	
Large Vest- 14 1/4" x 16" (37cm x 41cm)		Large Vest- 14 1/4" x 16" (37cm x 41cm)	
Fabric: 45"- 1 1/4 yds. (115cm- 1.2m); 60"- 1 yd. (150cm- 1.0m)		Fabric: 45"- 1 1/4 yds. (115cm- 1.2m); 60"- 1 yd. (150cm- 1.0m)	
Small Skirt- 10 1/4" x 11" (26cm x 28cm)		Small Skirt- 10 1/4" x 11" (26cm x 28cm)	
Fabric: 45"- 1 yd. (115cm- 1.0m); 60"- 3/4 yd. (150cm- 0.7m)		Fabric: 45"- 1 yd. (115cm- 1.0m); 60"- 3/4 yd. (150cm- 0.7m)	
Medium Skirt- 12 1/4" x 13 1/4" (32cm x 34cm)		Medium Skirt- 12 1/4" x 13 1/4" (32cm x 34cm)	
Fabric: 45"- 1 1/4 yds. (115cm- 1.1m); 60"- 1 yd. (150cm- 0.8m)		Fabric: 45"- 1 1/4 yds. (115cm- 1.1m); 60"- 1 yd. (150cm- 0.8m)	
Large Skirt- 14 1/4" x 16" (37cm x 41cm)		Large Skirt- 14 1/4" x 16" (37cm x 41cm)	
Fabric: 45"- 1 1/4 yds. (115cm- 1.2m); 60"- 1 yd. (150cm- 1.0m)		Fabric: 45"- 1 1/4 yds. (115cm- 1.2m); 60"- 1 yd. (150cm- 1.0m)	
Small Shirt- 10 1/4" x 11" (26cm x 28cm)		Small Shirt- 10 1/4" x 11" (26cm x 28cm)	
Fabric: 45"- 1 yd. (115cm- 1.0m); 60"- 3/4 yd. (150cm- 0.7m)		Fabric: 45"- 1 yd. (115cm- 1.0m); 60"- 3/4 yd. (150cm- 0.7m)	
Medium Shirt- 12 1/4" x 13 1/4" (32cm x 34cm)		Medium Shirt- 12 1/4" x 13 1/4" (32cm x 34cm)	
Fabric: 45"- 1 1/4 yds. (115cm- 1.1m); 60"- 1 yd. (150cm- 0.8m)		Fabric: 45"- 1 1/4 yds. (115cm- 1.1m); 60"- 1 yd. (150cm- 0.8m)	
Large Shirt- 14 1/4" x 16" (37cm x 41cm)		Large Shirt- 14 1/4" x 16" (37cm x 41cm)	
Fabric: 45"- 1 1/4 yds. (115cm- 1.2m); 60"- 1 yd. (150cm- 1.0m)		Fabric: 45"- 1 1/4 yds. (115cm- 1.2m); 60"- 1 yd. (150cm- 1.0m)	

Level B Skills

Available online.



- Use interfacing
- Sewing curved seams
- Making and constructing darts
- Handling enclosed seam bulk
 - Grading, notching, clipping, understitching
- Applying waistband
- Applying a zipper and hook and eyes
- Simple hand stitched hem
- Apply a simple facing

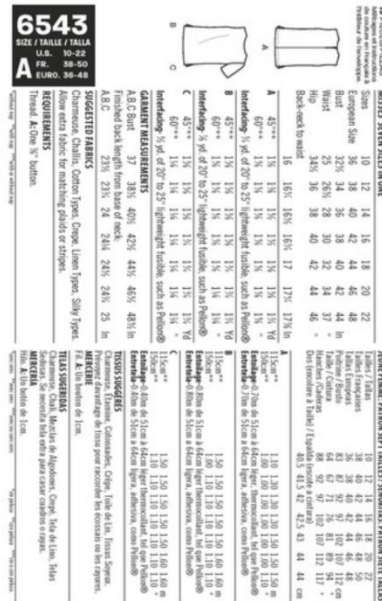
Level B Project Ideas



- Clothing:
 - Skirt, shorts, or pants with zipper and waistband;
simple top with zipper and facings
- Non-clothing:
 - Zippered tote bag, purse, gym bag, accessory case,
or binder cover
- Practice/Service project:
 - Book cover, eyeglass case, cellphone case, doll
clothes, pot holders, bean bag chair

B

New Look 6543



Available at
JoAnn's.

B

McCall's M7589



Available at
JoAnn's.

B

McCall's M7207

4 Available at
the Ext.
Office for \$1
each.



A

16" H x 11" W x 5" D
(41cm x 28cm x 13cm)



B

16" H x 11" W x 5" D
(41cm x 28cm x 13cm)



C

16" H x 11" W x 5" D
(41cm x 28cm x 13cm)



D

16" H x 11" W x 5" D
(41cm x 28cm x 13cm)

Level C Project Ideas



Sew item with buttons and buttonholes

- Clothing:
 - Shirt, simple jacket, dress, bathrobe, vest with facing or lining, cape with hood or collar
- Non-Clothing:
 - Backpack with lining and applied trim, pillow cover, bucket organizer, appliqued wall hanging
- Practice/Service Project:
 - Serger constructed hanger hideaway, doll clothes, gift bags, simple curtains, sling or flapper purse

Level D Skills



- Pattern and fabric selection for specialty fabrics such as corduroy, satin, velveteen, velour, specialty knit, two-way stretch woven fabric, matching print, plaid, or border fabrics
- Fundamentals of fabric coordination
- Prepare a cuff or neckline placket
- How to apply invisible or separating zipper
- Position and apply simple pockets
- Apply set-in sleeves

Level D Project Ideas



- Clothing:
 - Swimwear with coverup/shirt, warmup suit, dress with jacket, jacket or shirt with slacks/skirt
- Non-Clothing:
 - Travel/gear bag set with zipper and pockets, tote bags, gardening accessories, yard kites or flags
- Practice/Service Project:
 - Basket liners, chair or seat covers, shoe bag, fabric bowls, teddy bears, wheelchair totes, lap robes