



4-H VERBUDS CONNECTION



February - March 2023

NEXT MEETING

Cloverbuds meet on every 3rd Thursday of the month from 4-6 pm.

February 15th

March 15th

4-H HIGHLIGHTS

Please enroll at <https://4h.zsuite.org/>

You must be active status to participate including your payment of \$5 for the year.

Sign up for Remind! TEXT @4-hclover to 81010

HOME IS WHERE THE ANIMALS ARE

Hello Cloverbud Families,


Communication. It is essential in many aspects of life. Veterinarians have to be able not only to communicate with the owners of pets but, also with those working on their team to get the animal the care that is needed. Not only do the veterinarians have to communicate so do all the other people in the situation. Even as a kid communicating is important. Meaning telling someone you trust if you are worried about a situation not being right, and asking for help. Even the little things state you have homework, you are hungry or thirsty, or having to use the bathroom. Some of these are small and others are bigger but in the end, they are still important so you can get what you need and so can those around you.

Excited to communicate with you,
Stephanie and Katie

VETERINARIAN FACTS

A veterinarian or a vet, is someone who gives animals Veterinary medicine or medical treatment. They are doctors for animals. There are many different types of veterinarians; some work with small animals, large farm animals, or wild animals.





COLOR ME!!!



MAKE IT YOURS!

Supplies: paper, paint, feathers

Try these different ways to paint with feathers.

1. Start with a drop of paint directly onto the paper. Then, spread the paint around with feathers.
2. Make feather paint brushes. Use duct tape to attach several feathers to small dowels or pencils.
3. Create feather prints by applying paint to the feather. Then press the feather in a folded piece of paper. Open up the paper and pull off the feather.



DIY STETHOSCOPE

Supplies: paper towel cardboard tube, funnel, tape, balloon, scissors

1. Tape the funnel to the cardboard tube. 2. Cut the balloon in half. 3. Stretch the body of the balloon over the funnel. 4. Gently place the funnel against someone's chest to hear the heartbeat. Get an adult's help and listen to a pet!



SIMPLE Diy Stethoscope For Kids



Materials for Building Pet Homes

Ideas:

- Foam Boards or Felt (from a craft store)
 - Green Represents Grass
 - Blue Represents Water
 - Brown Represents Mud/Dirt
- Rocks (Dollar Tree)
- Fake Leaves (Dollar Tree)
- Plastic Pet Animals or Counters
- Tree Rings (From a craft store)
- Cardboard Tubes
- Various Sizes of Flat Cardboard
- Unit Blocks
- Foam Blocks
- Cardboard Blocks



LET'S MOVE IT!

All animals need homes and it is your job to use your imagination to make them. Go outside and find items like rocks, leaves, sticks, etc. Then grab some cardboard boxes, and get to work. Choose an animal and build a home. Here are some animals: birds, frog, fish, dog, cat, hermit crab, turtle, lizard, rabbit, or create another!





Wyoming 4-H

CAMPBELL COUNTY EXTENSION

412 S. Gillette Ave
Gillette, WY 82716

Issued in furtherance of extension work, acts of May 8 and June 30, 1914, in cooperation with the U.S. Department of Agriculture. Kelly Crane, Director, University of Wyoming Extension, College of Agriculture and Natural Resources, University of Wyoming Extension, University of Wyoming, Laramie, Wyoming 82071. The University of Wyoming is an equal opportunity/affirmative action institution.