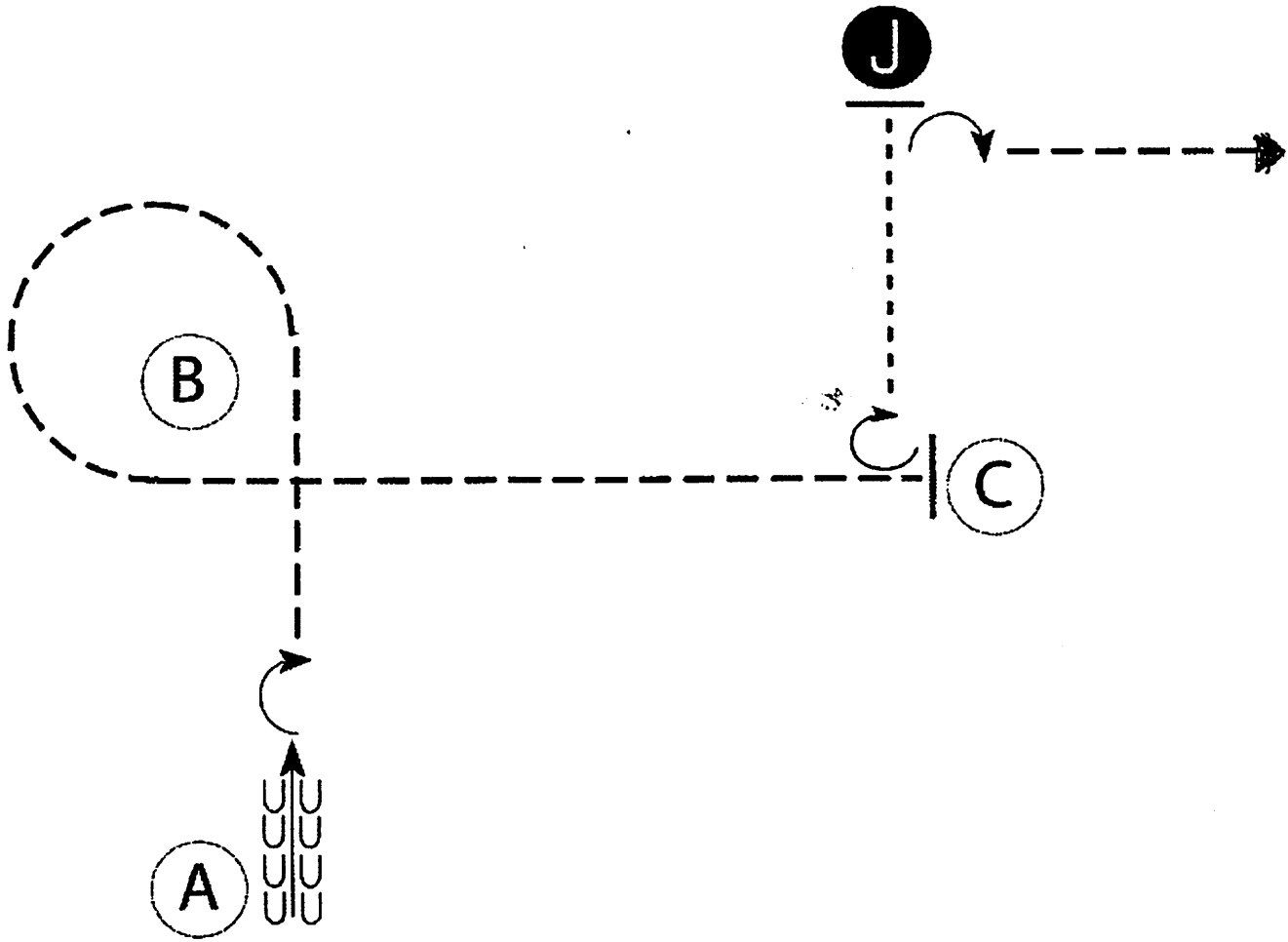



# Sr. & Int. Showmanship



Be ready at A.

- 1 When acknowledged, back 5 steps.
- 2 Pivot 180 degrees.
- 3 Trot to and around B and continue to C.
- 4 Stop at C and turn 270 degrees.
- 5 Walk to judge. Stop and set up for inspection.
- 6 When dismissed, turn 90 degrees and trot away.

Follow the instructions of your ring steward.

|        |   |
|--------|---|
| Walk   | -----   |
| Trot   | - - - - -   |
| Back   | ←  |
| Marker | ⊙ B   |
| Judge  | ● J   |

Jr.

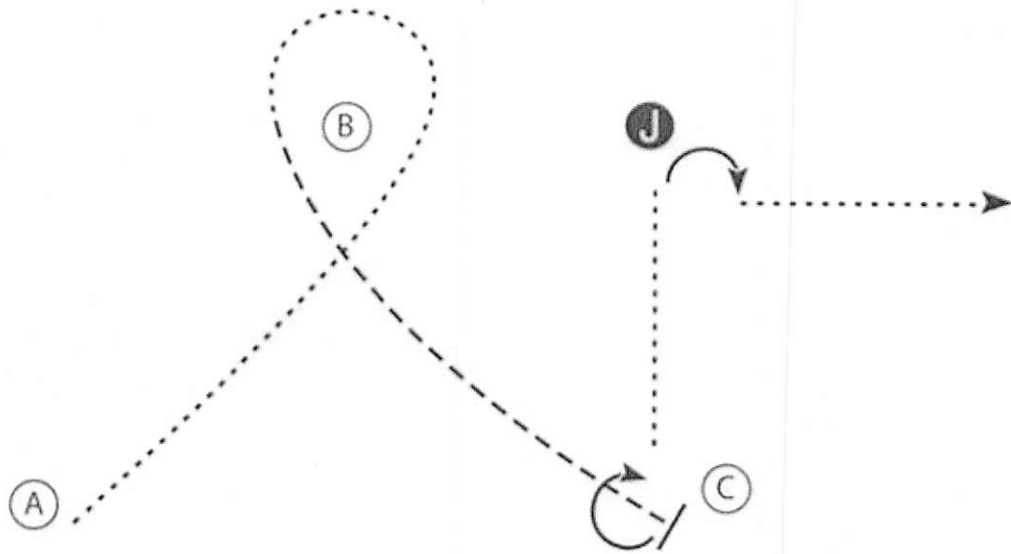
# QFHS

## Showmanship

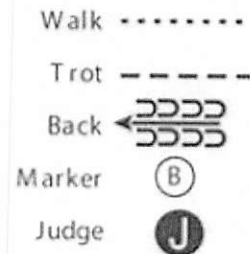
Show Date: 05-13-2017

www.HorseShowPatterns.com

www.HorseShowPatterns.com



1. Walk A to and around B
2. At B trot to C
3. Stop at C and perform a 225 degree turn
4. Walk to the judge and set up for inspection
5. When dismissed perform a 90 degree turn and walk straight away from the judge



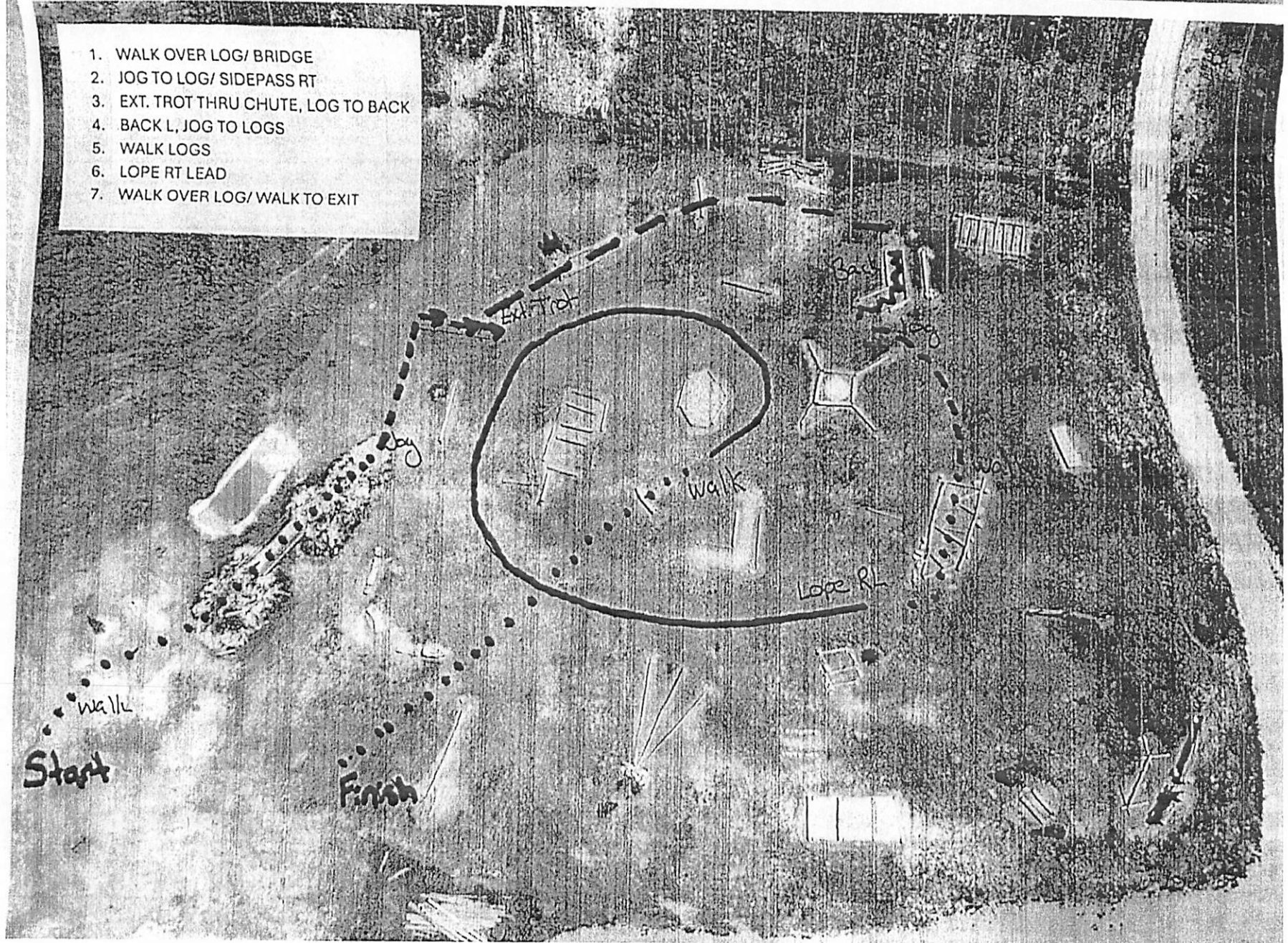
[S/1-1]

Pattern Provided by:

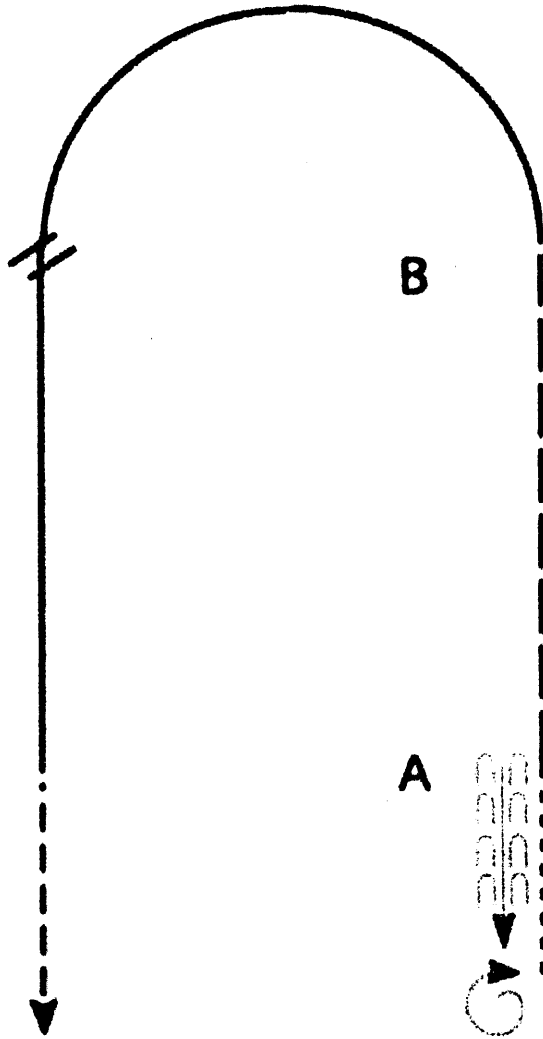
*Richard Price*

# Trail - All Ages

1. WALK OVER LOG/ BRIDGE
2. JOG TO LOG/ SIDEPASS RT
3. EXT. TROT THRU CHUTE, LOG TO BACK
4. BACK L, JOG TO LOGS
5. WALK LOGS
6. LOPE RT LEAD
7. WALK OVER LOG/ WALK TO EXIT



Sr. & Int. Horsemanship



Be ready at A.

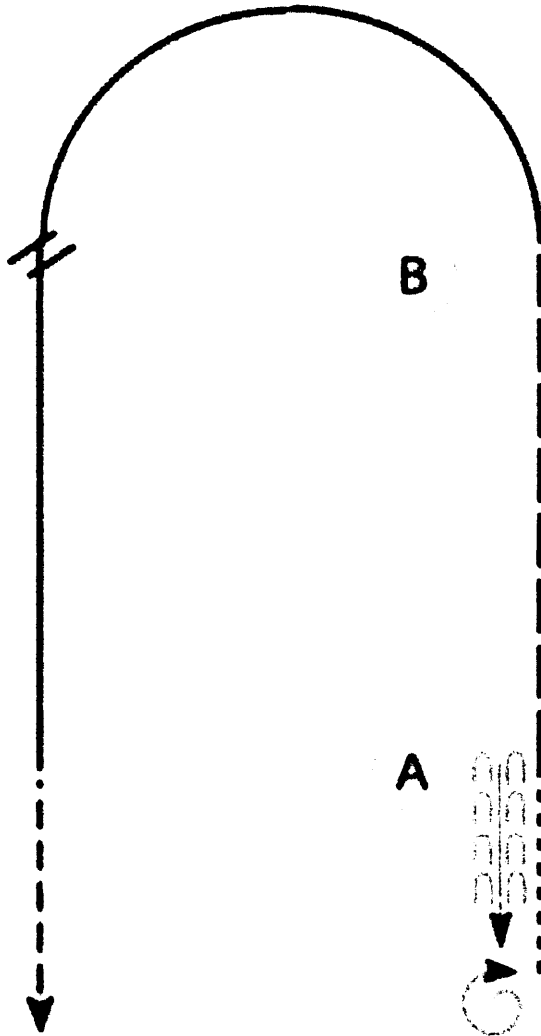
1. When acknowledged, back approximately 2 horse lengths.
2. Perform a 360 degree turn to the right.
3. Walk to A.
4. Extend the jog to B.
5. Lope on the left lead in a half circle until even with B.
6. Perform a lead change.
7. Lope on the right lead until even with A.
8. Break to a jog and exit pattern at a jog.

Pattern is over once you have jogged two strides past A.

Follow the instructions of your ring steward.

|              |       |
|--------------|-------|
| Walk         | ..... |
| Jog          | ----- |
| Extended Jog | ----- |
| Lope         | ————— |
| Lead Change  |       |
| Back         |       |
| Marker       | B     |

Jr. Horsemanship



Be ready at A.

1. When acknowledged, back approximately 2 horse lengths.
2. Perform a 360 degree turn to the right.
3. Walk to A.
4. Extend the jog to B.
5. Lope on the left lead

6. Break to a jog and exit pattern at a jog.

Pattern is over once you have jogged two strides past A.

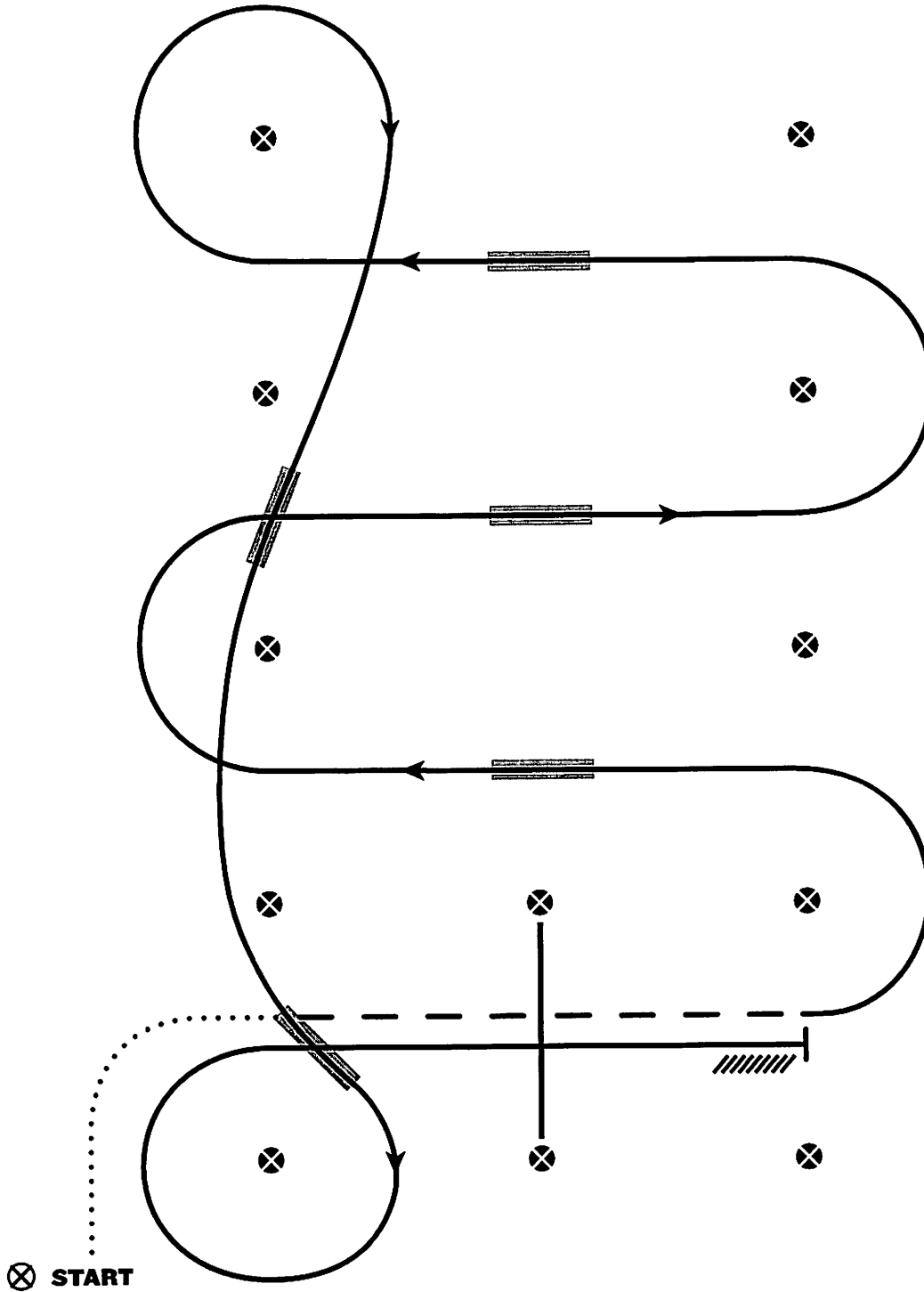
Follow the instructions of your ring steward.

|              |          |
|--------------|----------|
| Walk         | .....    |
| Jog          | -----    |
| Extended Jog | -----    |
| Lope         | —————    |
| Lead Change  |          |
| Back         |          |
| Marker       | <b>B</b> |

# LEVEL I WESTERN RIDING PATTERN 2

## LEGEND

|        |                    |
|--------|--------------------|
| .....  | Walk               |
| - - -  | Jog                |
| ————   | Lope               |
| ////// | Back               |
| =====  | Lead Changing Area |

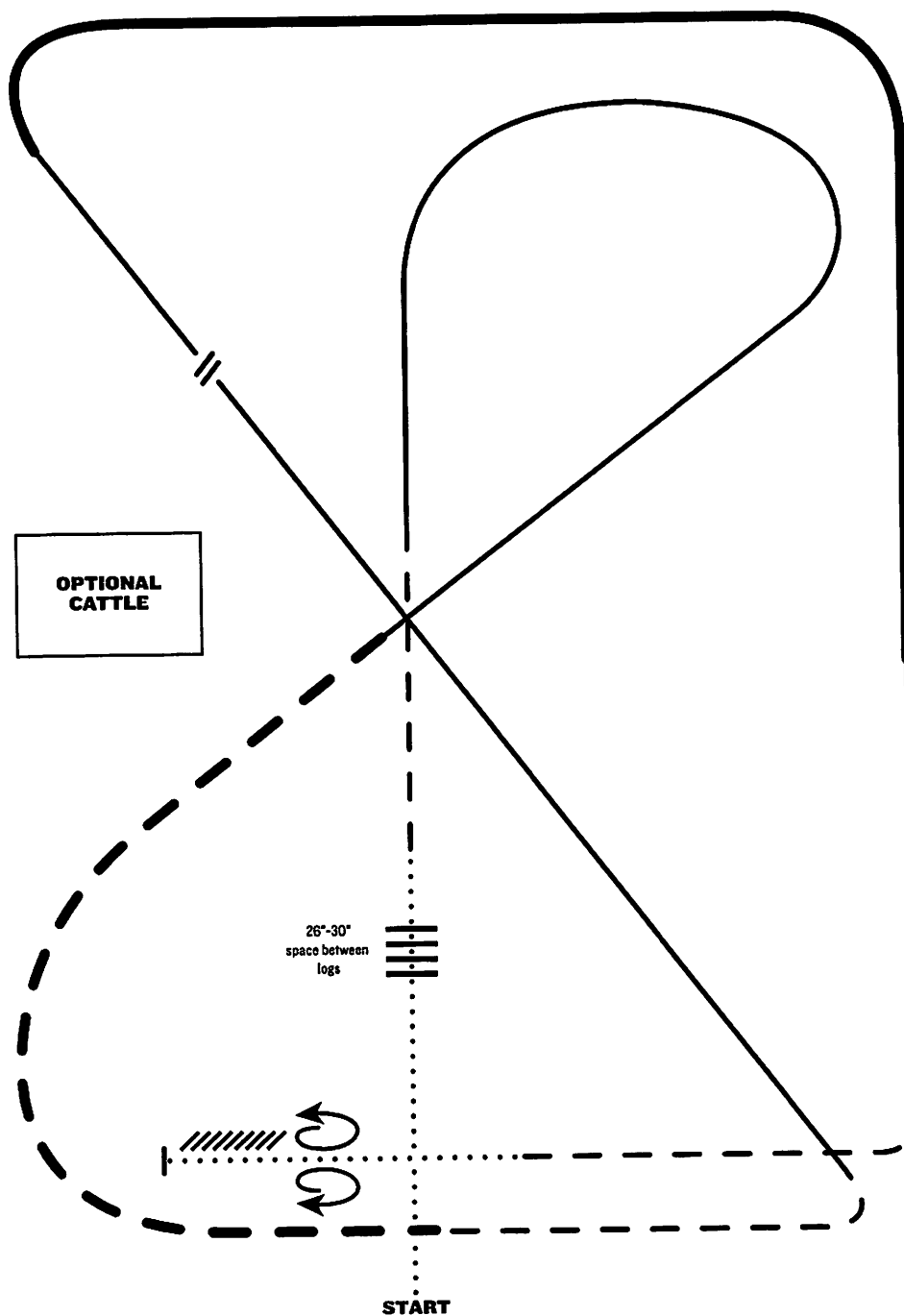


1. Walk at least 15 feet from start cone to the first marker, as drawn, transition to jog, jog over log.
2. Transition to the lope left lead
3. First crossing change
4. Second crossing change
5. Third crossing change
6. Circle & first line change
7. Second line change & circle
8. Lope over log
9. Stop & back

# RANCH RIDING - PATTERN 5

## LEGEND

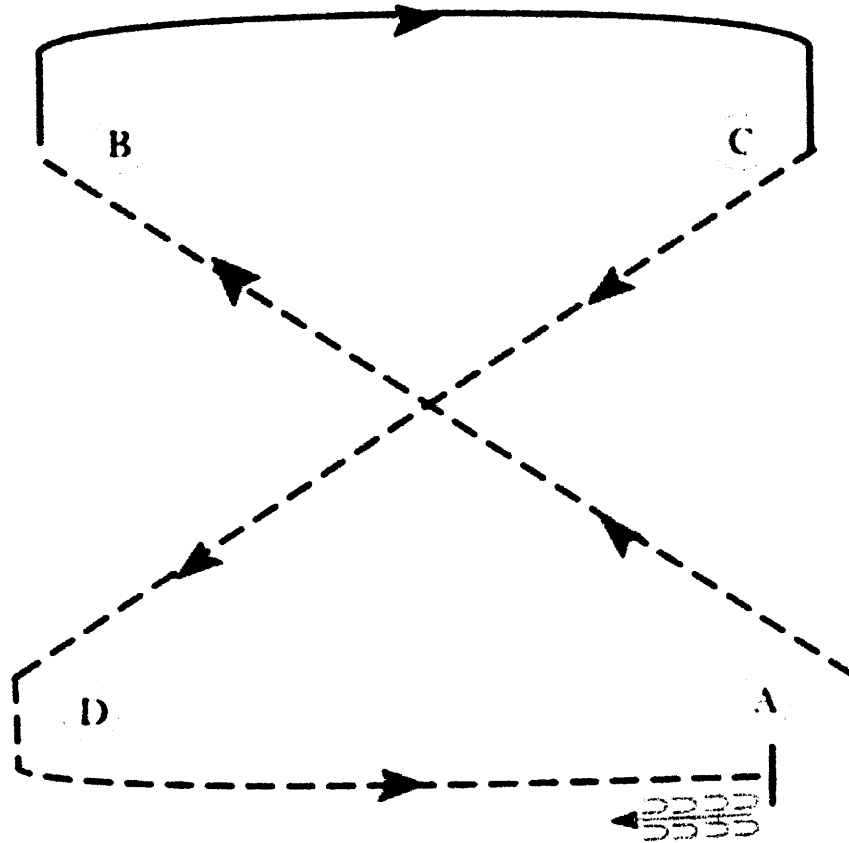
|        |               |
|--------|---------------|
| .....  | Walk          |
| .....  | Extended Walk |
| - - -  | Trot          |
| - - -  | Extended Trot |
| — — —  | Lope          |
| — — —  | Extended Lope |
| ////// | Back          |
|        | Lead Change   |



1. Walk
2. Walk over logs
3. Trot
4. Lope right lead
5. Extended trot
6. Trot
7. Lope left lead
8. Change leads (simple or flying)
9. Extended lope right lead
10. Collect lope
11. Trot
12. Walk
13. Stop and back
14. 360° turn each direction (either direction 1st) (L-R or R-L)

Note: The drawn description of this pattern is only intended for the general depiction of the pattern. Exhibitors should utilize the arena space to best exhibit their horses.

# Hunt Seat Eq. - All Ages



Be ready at A.

1. Posting trot on the left diagonal to B.
2. Canter on the right lead to and around C.
3. Posting trot on the right diagonal to D.
4. Sitting trot to A.
5. Halt at A and back approximately one horse length.

Exit at a sitting trot.

|               |           |
|---------------|-----------|
| Walk          | -----     |
| Trot          | - - - - - |
| Extended Trot | — — — —   |
| Canter        | —————     |
| Leg Yield     |           |
| Lead Change   | ↔         |
| Back          | ← SSSSS   |
| Marker        | B         |
| Sidepass      | ◀ ◀       |
| Hand Gallop   | ———       |