

33rd Annual Campbell County 4-H Sewing Conference

📌 The structure of the Sewing Conference reflects our hope to make the days flow more smoothly for both volunteers and sewers! With the guidance of Master Sewers, youth will receive assistance to work on sewing projects while gaining the skills to complete their project.

📌 All level A, A+, & B sewers will be required to choose from the approved patterns picked by the Fabric and Fashion Conference Committee in order to sew at the conference. The fabric may be picked by the member within the recommended fabric guidelines.

📌 All other members that are sewing at Conference must have their pattern and fabric pre-approved by the Fabric and Fashion Conference Committee.

Monday June 2nd – Mandatory Pattern & Fabric Approval/Cutting and Fitting

1:00 p.m. to 4:00 p.m. – GAMB, Cottonwood Room

NO SEWING will be allowed during these times. There will be no guarantee of completing cutting and fitting.

Monday, June 9th to Friday June 13th – Sewing.

Beginner sewers class on Monday, June 9th from 9a.m.-noon. We will go over the basics. All 1st year attendees must attend!

9:00 a.m. – 12:00 p.m. - Level A, A+, B Sewers

1:00 p.m. – 5:00 p.m. - Level C, D Sewers

Members are expected to help clean up before leaving!

Only the Cottonwood Room will be available, therefore if non-sewers are disruptive or distracting, they will be asked to leave.

REGISTRATION DEADLINE: Friday, May 30th by 5 pm

Sewing Conference Packets including registration forms, levels, and approved patterns can be found online at

<https://wyoextension.org/campbellcounty/4h-youth-development/expressive-arts-cake-visual-arts-crocheting/sewing/>

Or Contact Makala Riley at the Extension Office at 682-7281

Registration Deadline:
Friday, May 30, 2025

Office Checklist

OFFICE USE ONLY

- Registration Form
- \$10.00 paid
- Pattern/Fabric Approved

4-H Member Registration Form for
2025 Sewing Conference

June 9th – 13th

Total Cost: \$10.00

Member's name: _____ Age: _____

Parent or Guardian's name: _____ Years in F&F: _____

Cell #: _____ E-mail address: _____

I will attend the pre-conference cutting out/fitting session on **Monday June 2nd, 1:00 p.m. to 4:00 pm** ____ (initials)

_____ I wish to attend the beginners sewing class on **Monday, June 9th from 9:00 am to noon**
This class is **required for 1st year sewers** and encouraged for others as a refresher!

***Please indicate which days you will be attending. Be sure to acknowledge the level groups and times that are designated and sign up accordingly.**

	Levels A, A+ or B Mornings	Levels C, D Afternoons
Monday, June 9th	Mandatory Beginner Sewer Class	
Tuesday, June 10th		
Wednesday, June 11th		
Thursday, June 12th		
Friday, June 13th		

If you have a question as to which level you are at under the guidelines, call Makala at 307-682-7281

I will need a sewing machine furnished. ____ yes ____ no

I will be sharing equipment with a sibling or friend. ____ yes ____ no

We have 4-H sewing machines available for use during Conference. These will be available on a first come first serve basis, based on application return dates.

Level A, A+, B: will sew a 4-H Leader chosen pattern, but may choose their own fabric
Levels C, D, +: pattern and fabric choice must be consistent with the sewing level

**ALL levels must attend the Pattern and Fabric Approval –
Monday, June 2nd from 1:00-4:00 pm – GAMB, Cottonwood Room**
All Conference sewers must have their patterns and fabric approved to sew at Sewing Conference!

Parent Registration Form for
2025 Sewing Conference
June 9th – 13th

If you can assist in any of the ways listed below, please return by Friday May 30th

Name: _____

Home Phone: _____ Cell Phone: _____

I can help with the sewing conference by:

_____ Being available on (which days) from the hours of _____ to help

_____ I will help my own 4-H member

_____ I can help other 4-H members

_____ Providing fruit, vegetables, or crackers for the 4-Her's at break time.

*** Please indicate which day and session**

_____ Monday Morning

_____ Monday Afternoon

_____ Thursday Morning

_____ Tuesday Afternoon

_____ Wednesday Morning

_____ Wednesday Afternoon

_____ Thursday Morning

_____ Thursday Afternoon

_____ Friday Morning

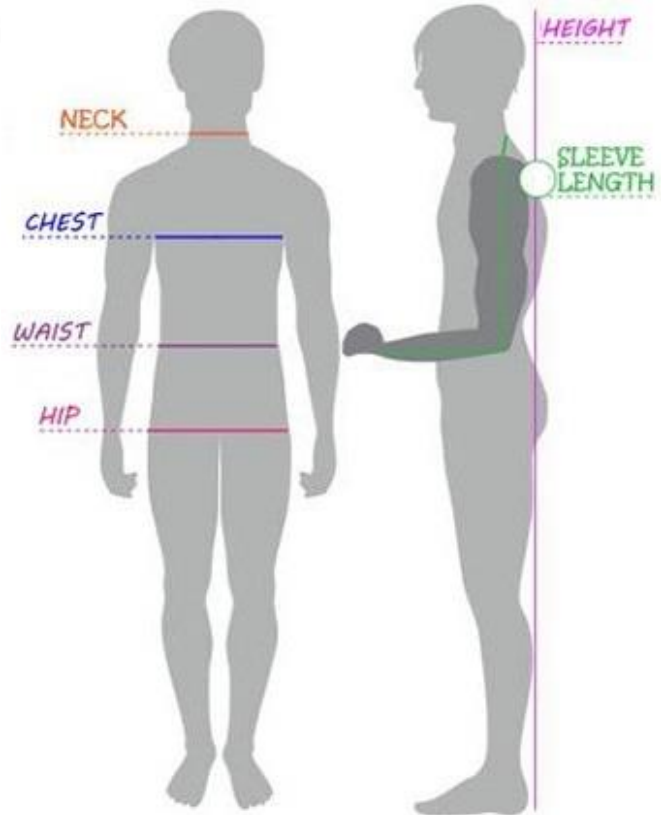
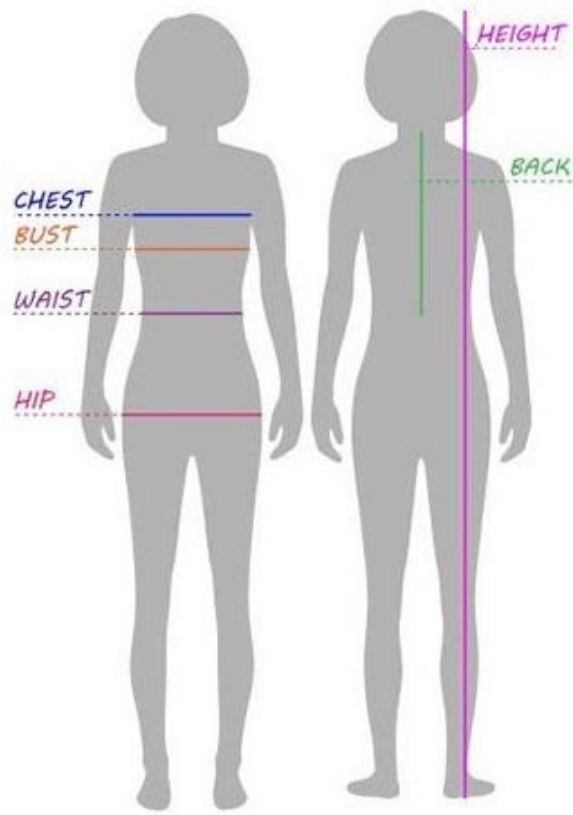
_____ Friday Afternoon

THANK YOU FOR YOUR SUPPORT!



Name _____

Date _____



Bust _____

Sleeve Length _____

Waist _____

Neck/Nape _____

Hip _____

Nape to Floor _____

Height _____

Level A, B, C Material Types

Woven Fabric Only

Cotton

Cotton/Polyester Blend

Flannel

Solid Colors or Small Prints


No Plaid, Striped, or Big Patterned
Materials

No Knit of Any Kind

No Fleece!

PRE-WASH ALL FABRIC

Some Fabric is available at the Extension Office



Sewing Conference Supply List

Closed toe shoes- covering your feet

Sewing Machine and Accessories including Manual

Sewing Box or Bag- to hold your supplies

Fabric- Remember to Pre-Wash

Pattern

Notions- such as elastic and zippers

Thread

Fabric and Paper Scissors

Thread Nippers

Seam Ripper

Measuring Tape

Seam Gauge

Pins and Pin Cushion

Hand Needles

Needles

Ponytail Holders

Pencil





2025 Approved Sewing Patterns

Level A Skills



- Fabric purchasing and preparation
- Basic pressing
- How to use pattern envelope and follow pattern directions
- Recognize and identify fabric characteristics
 - Selvage, raw edge, grainline
- Simple sewing skills
 - Straight stitching, seam finishes, machine hem
- Apply an elastic casing

Level A Project Ideas

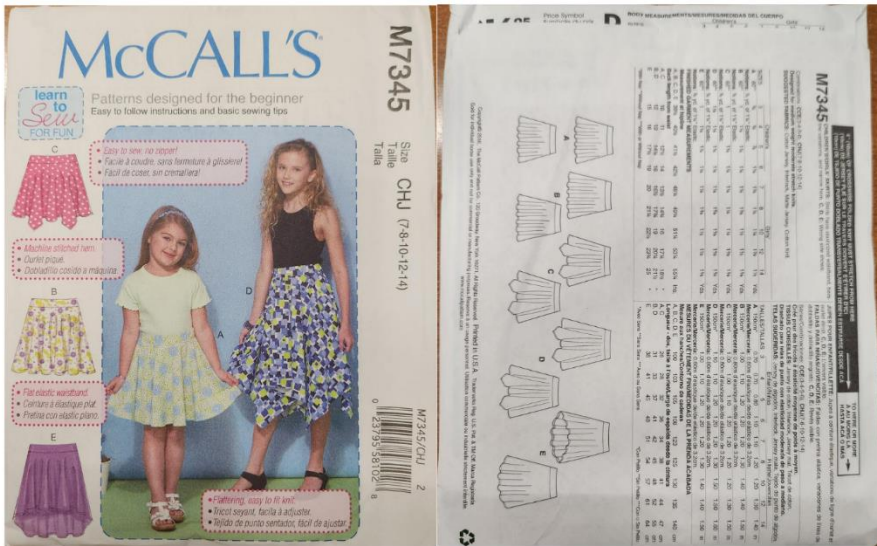


- Clothing:
 - Shorts, skirt, or pants with casing
- Non-Clothing:
 - Drawstring purse or tote bag, sewing toolkit, laundry bag
- Practice/Service Project:
 - Rectangular placemat, hair accessory, tissue case, travel kit, pillow case

A

McCall's M7345

Patterns may be Available at the Ext. Office for \$1 each.



A

Pillowcase

Available at Ext. Office.



Materials needed:
 3/4 yard by width of fabric (WOF) for body of pillowcase.
 1/3 yard by WOF for cuff
 1/8 yard by WOF for accent band

Level A+ Skills



- Fabric purchasing and preparation
- Basic pressing
- How to use pattern envelope and follow pattern directions
- Recognize and identify fabric characteristics
 - Selvage, raw edge, grainline
- Simple sewing skills
 - Straight stitching, seam finishes, machine hem
- Apply an elastic casing
- Sew in pockets

Level A+ Project Ideas



- Clothing:
 - Dress or Jumper
 - Shorts, skirt, or pants with casing
- Non-Clothing:
 - Drawstring purse or tote bag, sewing toolkit, laundry bag
- Practice/Service Project:
 - Rectangular placemat, hair accessory, tissue case, travel kit, pillow case

A+

McCall's 7313

Patterns may be Available at the Ext. Office for \$1 each.

McCall's
LEVEL 2
Learn to Sew

M7313 SIZE B5 (8-10-12-14-16)
TALLIA

M7313 6 PIECES/PZECAS

WOMEN'S BODICES
Suggested fabric: Medium weight medium to heavy knit such as Jersey, Cotton Knit, Stretch, Jersey knit.

Women's Bust (Chest) Length	8	10	12	14	16	18	20	22	24	26
A	1 1/2	1 1/2	1 1/2	1 1/2	1 1/2	1 1/2	1 1/2	1 1/2	1 1/2	1 1/2
B	2	2 1/4	2 1/4	2 1/4	2 1/4	2 1/4	2 1/4	2 1/4	2 1/4	2 1/4
C	1 1/2	1 1/2	1 1/2	1 1/2	1 1/2	1 1/2	1 1/2	1 1/2	1 1/2	1 1/2
D	2	2	2 1/4	2 1/4	2 1/4	2 1/4	2 1/4	2 1/4	2 1/4	2 1/4
E	1 1/2	1 1/2	1 1/2	1 1/2	1 1/2	1 1/2	1 1/2	1 1/2	1 1/2	1 1/2
F	1 1/2	1 1/2	1 1/2	1 1/2	1 1/2	1 1/2	1 1/2	1 1/2	1 1/2	1 1/2

FINISHED GARMENT MEASUREMENTS
A,B,C,D,E,F Bust: 32 1/2, 33 1/2, 35, 37, 39, 41, 43, 45, 47, 49
A,B,C,D,E,F Waist: 31, 32, 33 1/2, 35, 36 1/2, 38, 39 1/2, 41, 43
Rock length from base of neck: 40 1/2, 41, 41 1/2, 42 1/2, 43 1/2, 44 1/2, 45 1/2, 46 1/2, 47 1/2

ROSES POUR FEMME ET FEMME
MESURES POUR FEMME ET FEMME

Tailleur/Taille	8	10	12	14	16	18	20	22	24	26
Franchises	30	30	32	32	34	34	36	36	38	38
Longueurs	34	35	36	37	38	39	40	41	42	43

M7313/B5 1
2379557929

McCall's design
McCall's is a division of HD Designer Group Americas Inc., Atlanta, GA. ©2012 USA. www.mccalls.com. All Rights Reserved.

A+

McCall's M7131

Patterns may be Available at the Ext. Office for \$1 each.

McCALL'S
EASY

M7131 SIZE B5 (8-10-12-14-16)
TALLIA

M7131 6 PIECES/PZECAS

WOMEN'S BODICES
Suggested fabric: Medium weight medium to heavy knit such as Jersey, Cotton Knit, Stretch, Jersey knit.

Women's Bust (Chest) Length	8	10	12	14	16	18	20	22	24	26
A	1 1/2	1 1/2	1 1/2	1 1/2	1 1/2	1 1/2	1 1/2	1 1/2	1 1/2	1 1/2
B	2	2 1/4	2 1/4	2 1/4	2 1/4	2 1/4	2 1/4	2 1/4	2 1/4	2 1/4
C	1 1/2	1 1/2	1 1/2	1 1/2	1 1/2	1 1/2	1 1/2	1 1/2	1 1/2	1 1/2
D	2	2	2 1/4	2 1/4	2 1/4	2 1/4	2 1/4	2 1/4	2 1/4	2 1/4
E	1 1/2	1 1/2	1 1/2	1 1/2	1 1/2	1 1/2	1 1/2	1 1/2	1 1/2	1 1/2
F	1 1/2	1 1/2	1 1/2	1 1/2	1 1/2	1 1/2	1 1/2	1 1/2	1 1/2	1 1/2

FINISHED GARMENT MEASUREMENTS
A,B,C,D,E,F Bust: 32 1/2, 33 1/2, 35, 37, 39, 41, 43, 45, 47, 49
A,B,C,D,E,F Waist: 31, 32, 33 1/2, 35, 36 1/2, 38, 39 1/2, 41, 43
Rock length from base of neck: 40 1/2, 41, 41 1/2, 42 1/2, 43 1/2, 44 1/2, 45 1/2, 46 1/2, 47 1/2

ROSES POUR FEMME ET FEMME
MESURES POUR FEMME ET FEMME

Tailleur/Taille	8	10	12	14	16	18	20	22	24	26
Franchises	30	30	32	32	34	34	36	36	38	38
Longueurs	34	35	36	37	38	39	40	41	42	43

M7131/B5 1
2379557929

McCall's design
McCall's is a division of HD Designer Group Americas Inc., Atlanta, GA. ©2012 USA. www.mccalls.com. All Rights Reserved.

A+

Simplicity S8518

8518 A SIZE U.S. 8-L/XS-XL TALLA EUR: P-G/XP-XG TAILLE FR. P-G/TP-TG

THE CLASSIC SLIM CUT WITH A CLOSER FIT BUT STILL COMFY

Tallo clásico ajustado pero siempre cómodo / Coupe classique digne qu'elle toujours confortable.

8518

BOYS' AND MEN'S: SLIM-FIT LINGERIE PANTS

Fabrics: Broadcloth, Chambray, Cotton Types, Flannel, Gingham, Seersucker, For Boys' sizes, if used as sleepwear, use fabrics and trims that meet the flammability standards set by the U.S. Government. Extra fabric needed to match plaids, stripes or one-way design fabrics.

Notions: Thread. Boys' sizes: 1 yd. of 1 1/2" wide elastic, three 3/4" buttons. Men's sizes: 1 1/4 yds. of 1 1/2" wide elastic, three 3/4" buttons.

BOYS' MEASUREMENTS

Size	8	10	12	14	16
Pants-worn 1" below waist	22-23 1/2	24 1/2	26 1/2	28 1/2	30 1/2
Waist	7-8	10-12	14-16		

MEN'S MEASUREMENTS

Size	S	M	L	XL
Pants-worn 1" below waist	28-30	32-34	36-38	40-42
Waist	30-32	34-36	38-40	42-44

FINISHED GARMENT MEASUREMENTS

Size	8	10	12	14	16
Pants Hip	31 1/2	34 1/2	38 1/2	40	42
Pants Side Length	29 1/2	34	36 1/2	41 1/2	42
Pants Leg Width	12 1/2	13	14	16 1/2	17

FINISHED GARMENT MEASUREMENTS

Size	S	M	L	XL
Pants Hip	38 1/2	42 1/2	46 1/2	50 1/2
Pants Side Length	34	38 1/2	42 1/2	46 1/2
Pants Leg Width	14	16 1/2	17 1/2	18 1/2

Patterns may be Available at the Ext. Office for \$1 each.

A+

Simplicity S8519

8519 A SIZE U.S. 8-L/XS-XL TALLA EUR: P-G/XP-XG TAILLE FR. P-G/TP-TG

SIMPLICITY

8519

BOYS' AND MEN'S: SLIM-FIT LINGERIE PANTS

Fabrics: Broadcloth, Chambray, Cotton Types, Flannel, Gingham, Seersucker. For Boys' sizes, if used as sleepwear, use fabrics and trims that meet the flammability standards set by the U.S. Government. Extra fabric needed to match plaids, stripes or one-way design fabrics.

Notions: Thread. Boys' sizes: 1 yd. of 1 1/2" wide elastic, three 3/4" buttons. Men's sizes: 1 1/4 yds. of 1 1/2" wide elastic, three 3/4" buttons.

BOYS' MEASUREMENTS

Size	8	10	12	14	16
Pants-worn 1" below waist	22-23 1/2	24 1/2	26 1/2	28 1/2	30 1/2
Waist	7-8	10-12	14-16		

MEN'S MEASUREMENTS

Size	S	M	L	XL
Pants-worn 1" below waist	28-30	32-34	36-38	40-42
Waist	30-32	34-36	38-40	42-44

FINISHED GARMENT MEASUREMENTS

Size	8	10	12	14	16
Pants Hip	31 1/2	34 1/2	38 1/2	40	42
Pants Side Length	29 1/2	34	36 1/2	41 1/2	42
Pants Leg Width	12 1/2	13	14	16 1/2	17

FINISHED GARMENT MEASUREMENTS

Size	S	M	L	XL
Pants Hip	38 1/2	42 1/2	46 1/2	50 1/2
Pants Side Length	34	38 1/2	42 1/2	46 1/2
Pants Leg Width	14	16 1/2	17 1/2	18 1/2

S8519

12 PIECES/PIEZAS

BOYS' AND MEN'S SLIM-FIT LINGERIE PANTS

Fabrics: Broadcloth, Chambray, Cotton Types, Flannel, Gingham, Seersucker. For Boys' sizes, if used as sleepwear, use fabrics and trims that meet the flammability standards set by the U.S. Government. Extra fabric needed to match plaids, stripes or one-way design fabrics.

Notions: Thread. Boys' sizes: 1 yd. of 1 1/2" wide elastic, three 3/4" buttons. Men's sizes: 1 1/4 yds. of 1 1/2" wide elastic, three 3/4" buttons.

Sizes	BOYS'			MEN'S				
	S	M	L	XS	S	M	L	XL
	7-8	10-12	14-16					

Pants-worn 1" below waist

45"	19 1/2	21 1/2	23 1/2	25 1/2	27 1/2	29 1/2	31 1/2	33 1/2
60"	19 1/2	21 1/2	23 1/2	25 1/2	27 1/2	29 1/2	31 1/2	33 1/2

Interfacing: 3/8 yd. of 20" by 25" lightweight fusible, such as Pellon®

FINISHED GARMENT MEASUREMENTS

Pants Hip

31 1/2	34 1/2	38 1/2	40	42	44	48	52	56
--------	--------	--------	----	----	----	----	----	----

Pants Side Length

29 1/2	34	36 1/2	41 1/2	42	42 1/2	43	43 1/2	44
--------	----	--------	--------	----	--------	----	--------	----

Pants Leg Width

12 1/2	13	14	16	16 1/2	17	17 1/2	18	18 1/2
--------	----	----	----	--------	----	--------	----	--------

GARÇONNETS ET HOMMES: PANTALON D'INTÉRIEUR ÉTROIT

NIÑOS Y HOMBRES: PANTALÓN ANGOSTO CASUAL

GARÇONNETS/ NIÑOS HOMMES/ HOMBRES

Tailles/ Tallas	P/P	M/M	G/G	TP/XP	P/P	M/M	G/G	TG/XG
	7-8	10-12	14-16					

Pantalon - porté à 2.5cm au-dessous de la taille

Pantalon - llevado 2.5cm debajo de la cintura

115cm**	1.60	1.80	2.00	2.10	2.30	2.30	2.40	2.60
150cm**	1.10	1.30	1.40	1.80	1.90	2.00	2.00	2.10

Entretela-0.40m de 51cm a 64cm, léger, thermocollant tel que Pellon®

Entretela-0.40m de 51cm a 64cm, ligera, adhesiva como Pellon®

**Talla real **Real size **Talla real **Talla real **Talla real **Talla real

**Talla real **Real size **Talla real **Talla real **Talla real **Talla real

Instrucciones de costura en Español en el Interior del Patrón.

Patterns may be Available at the Ext. Office for \$1 each.

Level B Skills



- Use interfacing
- Sewing curved seams
- Making and constructing darts
- Handling enclosed seam bulk
 - Grading, notching, clipping, understitching
- Applying waistband
- Applying a zipper and hook and eyes
- Simple hand stitched hem
- Apply a simple facing

Level B Project Ideas



- Clothing:
 - Skirt, shorts, or pants with zipper and waistband;
simple top with zipper and facings
- Non-clothing:
 - Zippered tote bag, purse, gym bag, accessory case,
or binder cover
- Practice/Service project:
 - Book cover, eyeglass case, cellphone case, doll
clothes, pot holders, bean bag chair

B

Simplicity S9595

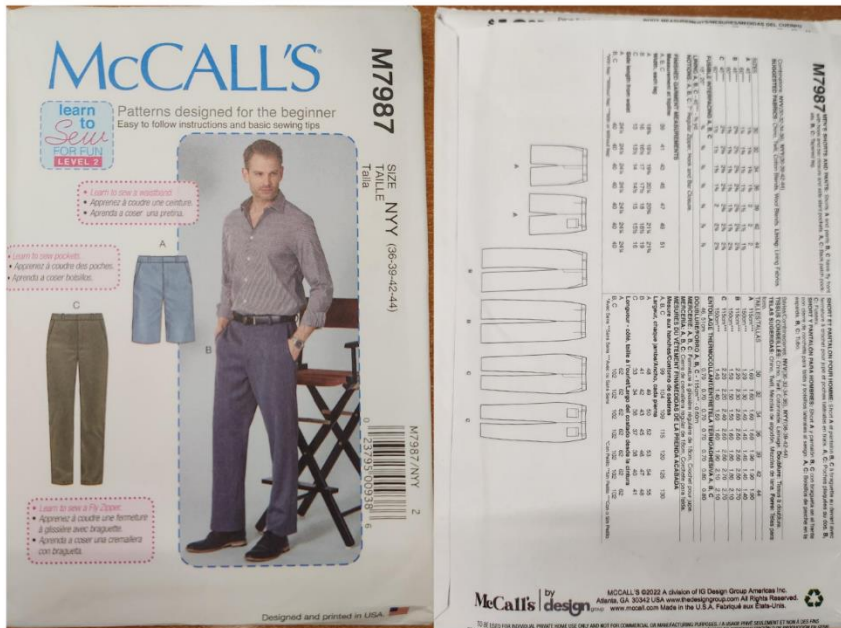
Patterns may be Available at the Ext. Office for \$1 each.



B

McCall's M7987

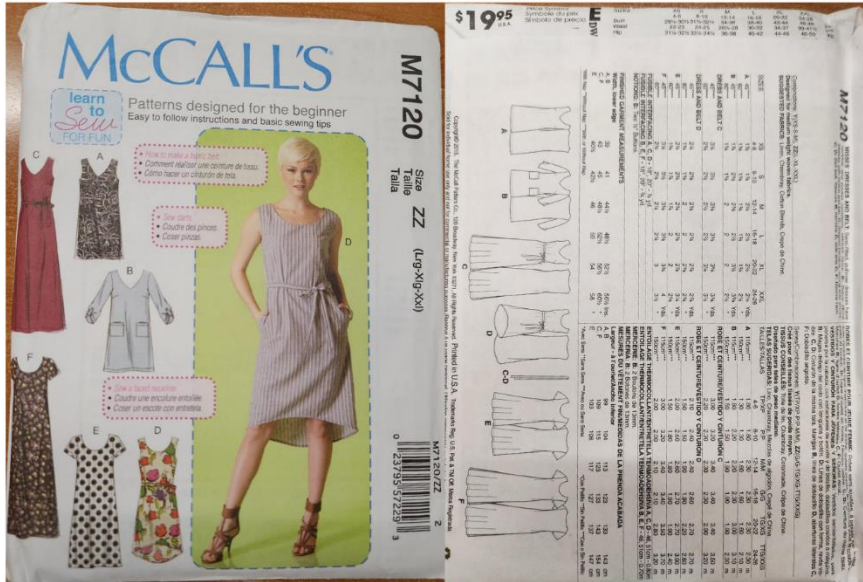
Patterns may be Available at the Ext. Office for \$1 each.



B

McCall's 7120

Patterns may be Available at the Ext. Office for \$1 each.



B

Simplicity S9563

Patterns may be Available at the Ext. Office for \$1 each.



Level C Skills



- Basics of how to fit a pattern
- Sleeves- raglan, kimono, or shirt style
- Collar- no notched lapels
- Applying Buttons and Buttonholes
- Zipper
- Topstitching
- Simple trim
- Constructing and applying a simple lining
- Plaid, stripe, or a design fabric

Level C Project Ideas



Sew item with buttons and buttonholes

- Clothing:
 - Shirt, simple jacket, dress, bathrobe, vest with facing or lining, cape with hood or collar
- Non-Clothing:
 - Backpack with lining and applied trim, pillow cover, bucket organizer, appliqued wall hanging
- Practice/Service Project:
 - Serger constructed hanger hideaway, doll clothes, gift bags, simple curtains, sling or flapper purse

Level D Skills



- Pattern and fabric selection for specialty fabrics such as corduroy, satin, velveteen, velour, specialty knit, two-way stretch woven fabric, matching print, plaid, or border fabrics
- Fundamentals of fabric coordination
- Prepare a cuff or neckline placket
- How to apply invisible or separating zipper
- Position and apply simple pockets
- Apply set-in sleeves

Level D Project Ideas



- Clothing:
 - Swimwear with coverup/shirt, warmup suit, dress with jacket, jacket or shirt with slacks/skirt
- Non-Clothing:
 - Travel/gear bag set with zipper and pockets, tote bags, gardening accessories, yard kites or flags
- Practice/Service Project:
 - Basket liners, chair or seat covers, shoe bag, fabric bowls, teddy bears, wheelchair totes, lap robes