

2nd Annual Wright 4-H Sewing Conference

📌 The structure of the Sewing Conference reflects our hope to make the days flow more smoothly for both volunteers and sewers! With the guidance of Master Sewers, youth will receive assistance to work on sewing projects while gaining the skills to complete their project.

📌 All level A, A+ & B sewers will be required to choose from the approved patterns picked by the Fabric and Fashion Conference Committee to sew at the conference. The fabric may be picked by the member within the recommended fabric guidelines.

📌 All other members that are sewing at Conference must have their pattern and fabric pre-approved by the Fabric and Fashion Conference Committee.

Friday, May 23rd – Mandatory Pattern & Fabric Approval/Cutting and Fitting

1:00 p.m. to 4:00 p.m. – Wright Library Conference Room

NO SEWING will be allowed during these times. There will be no guarantee of completing cutting and fitting.

Tuesday, May 27th to Thursday May 29th – Sewing

Beginner sewers will begin with a Beginner's sewing Lesson.

9:00 a.m. to 4:00 p.m. – Wright Library Conference Room

Members are expected to help clean up before leaving!



Only the Conference Room will be available, therefore if non-sewers are disruptive or distracting, they will be asked to leave.

REGISTRATION DEADLINE: Friday, May 16, 2025

Sewing Conference Packets including registration forms, levels, and approved patterns can be found online at

<https://wyoextension.org/campbellcounty/4h-youth-development/expressive-arts-cake-visual-arts-crocheting/sewing/>

Or Contact Makala Riley at the Extension Office at 682-7281

Office Checklist

OFFICE USE ONLY

- Registration Form
- \$10.00 paid
- Pattern/Fabric Approved

Registration Deadline:
Friday, May 16th, 2025

4-H Member Registration Form for
2025 Wright Sewing Conference
 May 27th - 29th
 Total Cost: \$10.00

Member's name: _____ Age: _____

Parent or Guardian's name: _____ Years in F&F: _____

Cell #: _____ E-mail address: _____

I will need a sewing machine furnished. _____ yes _____ no

I will be sharing equipment with a sibling or friend. _____ yes _____ no

We have 4-H sewing machines available for use during Conference. These will be available on a first come first serve basis, based on application return dates.

There is fabric available at the Extension office if anyone wants any.

Level A, A+, B: will sew a 4-H Leader chosen pattern, but may choose their own fabric

Levels C, D, +: pattern and fabric choice must be consistent with the sewing level

ALL levels must attend the Pattern and Fabric Approval –

Friday, May 23rd from 1:00-4:00 pm – Wright Library Conference Room

All Conference sewers must have their patterns and fabric approved to sew at Sewing Conference!

Parent Registration Form

If you can assist in any of the ways listed below, please return by Friday May 16th.

Name: _____ Cell Phone: _____

I can help with the sewing conference by:

_____ Being available on (which days) from the hours of _____ to help.

_____ I will help my own 4-H member. OR _____ I can help other 4-H members.

*** Please indicate which day and session**

_____ Friday Afternoon

_____ Tuesday Morning

_____ Tuesday Afternoon

_____ Wednesday Morning

_____ Wednesday Afternoon

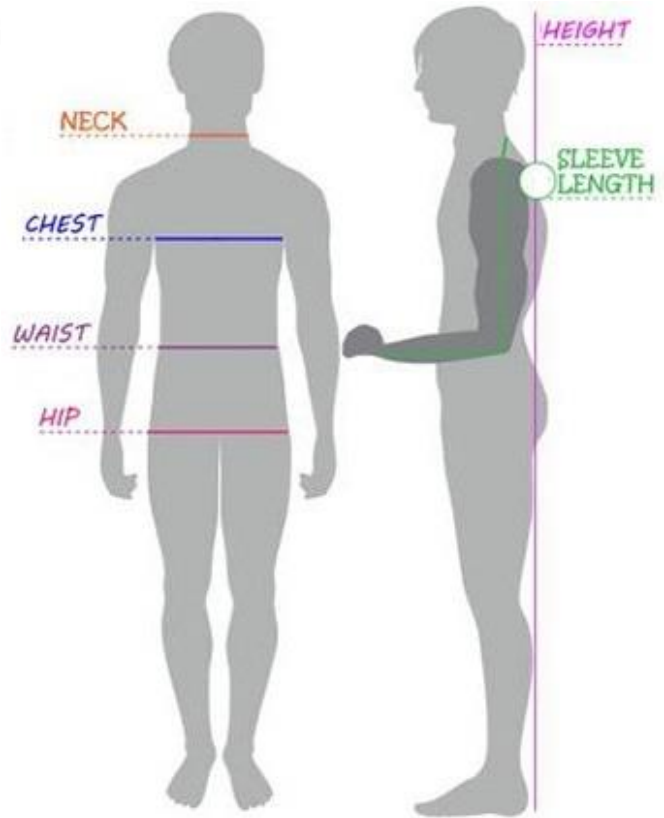
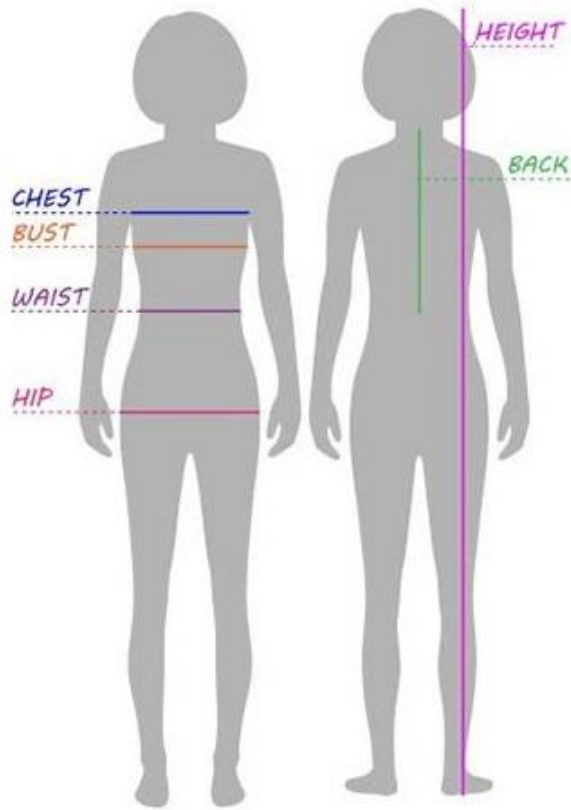
_____ Thursday Morning

_____ Thursday Afternoon

THANK YOU FOR YOUR SUPPORT!

Name _____

Date _____



Bust _____

Sleeve Length _____

Waist _____

Neck/Nape _____

Hip _____

Nape to Floor _____

Height _____

Level A, B, Material Types

Woven Fabric Only

Cotton

Cotton/Polyester Blend

Flannel

Solid Colors or Small Prints

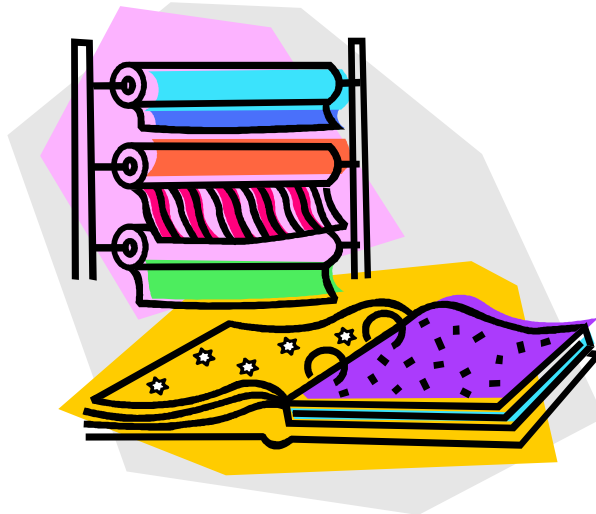
No Plaid, Striped, or Big Patterned
Materials

No Knit of Any Kind

No Fleece!

PRE-WASH ALL FABRIC

Fabric examples are available at the Extension Office



Sewing Conference Supply List

Closed toe shoes- covering your feet

Sewing Machine and Accessories including Manual

Sewing Box or Bag- to hold your supplies

Fabric- Remember to Pre-Wash

Pattern

Notions- such as elastic and zippers

Thread

Fabric and Paper Scissors

Thread Nippers

Seam Ripper

Measuring Tape

Seam Gauge

Pins and Pin Cushion

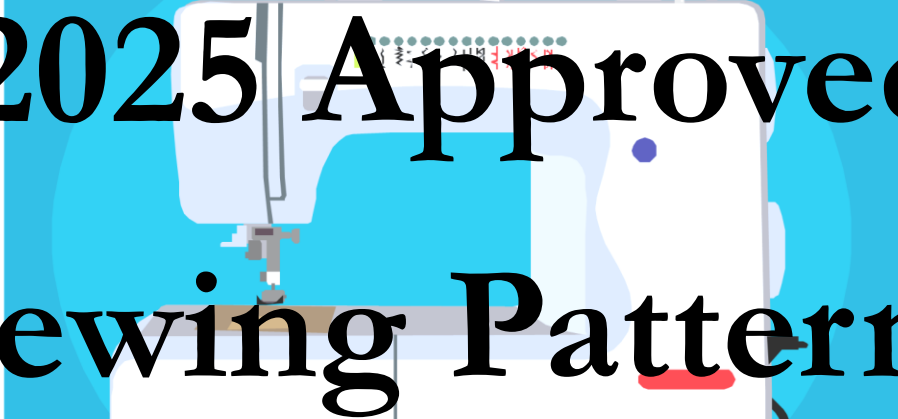
Hand Needles

Needles

Ponytail Holders

Pencil





2025 Approved Sewing Patterns

Level A Skills



- Fabric purchasing and preparation
- Basic pressing
- How to use pattern envelope and follow pattern directions
- Recognize and identify fabric characteristics
 - Selvage, raw edge, grainline
- Simple sewing skills
 - Straight stitching, seam finishes, machine hem
- Apply an elastic casing

Level A Project Ideas



- Clothing:
 - Shorts, skirt, or pants with casing
- Non-Clothing:
 - Drawstring purse or tote bag, sewing toolkit, laundry bag
- Practice/Service Project:
 - Rectangular placemat, hair accessory, tissue case, travel kit, pillow case

A

Simplicity S9129



S9129 1 PIECE/PIEZA

CHILD'S, TEENS' AND ADULTS' PANTS

Fabrics: Flannel, Gingham, Chambray, Cotton and Cotton Blends, Cotton Interlock, Jerseys. Not suitable for sleepwear. Extra fabric needed to match plaids, stripes or one-way design fabrics.

Notions: Thread.

Sizes	CHILD'S / TEENS				TEENS / ADULTS			
	XS	S	M	L	XS	S	M	L XL
	4-5	6-8	10-12	14-16				

Pants 45*** 1 2 2½ 2½ 2½ 2½ 2½ 2½ 2½ Yd

Elastic- 1" wide: ¼ yd. for Child's/Teens' sizes, 1½ yd. for Teens/Adults' sizes

Twill Tape for Ties- ¾ yd. of ½" wide

FINISHED GARMENT MEASUREMENTS

Hip	28½	30½	34	38	36	40	44	48	52
-----	-----	-----	----	----	----	----	----	----	----

Side Length 28½ 30½ 35 36 39 40 41 42 43 In

Leg Width 14½ 15½ 16½ 17½ 18 19 20 21 22 "

ENFANT, ADOLESCENT ET ADULTES: PANTALON

NIÑOS, ADOLESCENTES Y ADULTOS: PANTALÓN

Tailles/Tallas

Tailles/Tallas	ENFANT / ADOLESCENT NIÑOS / ADOLESCENTES		ADOLESCENT / ADULTES ADOLESCENTES / ADULTOS	
	TP/XP P	M G	TP/XP P	M G TG/XG
	4-5	6-8 10-12 14-16		

Pantalón/Pantalón 115cm*** 0.90 1.80 2.20 2.30 2.30 2.40 2.40 2.50 2.60 m

Élastique- 2.5cm de large: 0.80m pour les tailles Enfant/Adolescent, 1.10m pour les tailles Adolescent/Adultes

Elástico- 2.5cm de ancho: 0.80m para las tallas Niños/Adolescentes, 1.10m para las tallas Adolescentes/Adultos

Talonnets de Coton pour les Liens- 0.70m de 6mm de large

Galón Asargado para los Lazos- 0.70m de 6mm de ancho

*without top **with top ***with or without top **sans tops ***avec ou sans tops
*sin pecheta **con pecheta ***sin o con pecheta

Instrucciones de costura en Español en el Interior del Patrón.

Patterns may be Available at the Ext. Office for \$1 each.



A

Simplicity S9128



S9128 9 PIECES/PIEZAS

BOYS AND MEN'S LONG-SLEEVED PANTS OR SHORTS, SACK AND KNIIT TOP

Fabrics: Flannel, Gingham, Chambray, Cotton and Cotton Blends, Cotton Interlock, Jerseys. Not suitable for sleepwear. Extra fabric needed to match plaids, stripes or one-way design fabrics.

Notions: Thread.

Sizes	BOYS			MEN'S		
	S	M	L	S	M	L XL
	8-10	12-14	16-18			

A- sized for stretch knits only

Contrast Sleeves and Neckband

B- sized for stretch knits only

C- Elastic- 1" wide: 1/2 yd. for Boy's sizes, 1 1/2 yd. for Men's sizes

D- Elastic- 1 1/2" wide: 1/2 yd. for Boy's sizes, 1 1/2 yd. for Men's sizes

Interfacing: 1/2 yd. of 27" to 29" interfacing for the collar, such as Pellon®

FINISHED GARMENT MEASUREMENTS

	A-B Chest	C-B Hip	C Side Length	D Leg Length	D Leg Width
8-10	23	33	37	38	42
12-14	27	37	41	42	46
16-18	31	41	45	46	50
Men's	34	44	48	49	52

ENFANT ET HOMME: LONGS-MANCHES: B- PANTALON O SHORTS; SAC ET KNIIT EN CERCLES

NIÑOS Y HOMBRES: PANTS DE COTON, PANTALÓN O SHORTS Y CAMISETA DE MUELLAS

Tailles/Tallas

Tailles/Tallas	GARÇONNETS / NIÑOS			HOMME / HOMBRE		
	P	M	G	N	G	TG, XG
	8-10	12-14 16-18				

A- en jersey extensible seulement/ A- en malles extensibles seulement

Manches et Bande d'Encolure Contraste/ Manchas y Banda del Escote Contrastantes

B- en jersey extensible seulement/ B- en malles extensibles seulement

C- Élastique- 1" de large: 0.50m pour les tailles Garçonnet, 1.50m pour les tailles Hommes

D- Élastique- 1 1/2" de large: 0.50m pour les tailles Garçonnet, 1.50m pour les tailles Hommes

Interfacing: 0.50m de 27cm à 29cm, telle que Pellon®

*without top **with top ***with or without top **sans tops ***avec ou sans tops
*sin pecheta **con pecheta ***sin o con pecheta

Instrucciones de costura en Español en el Interior del Patrón.

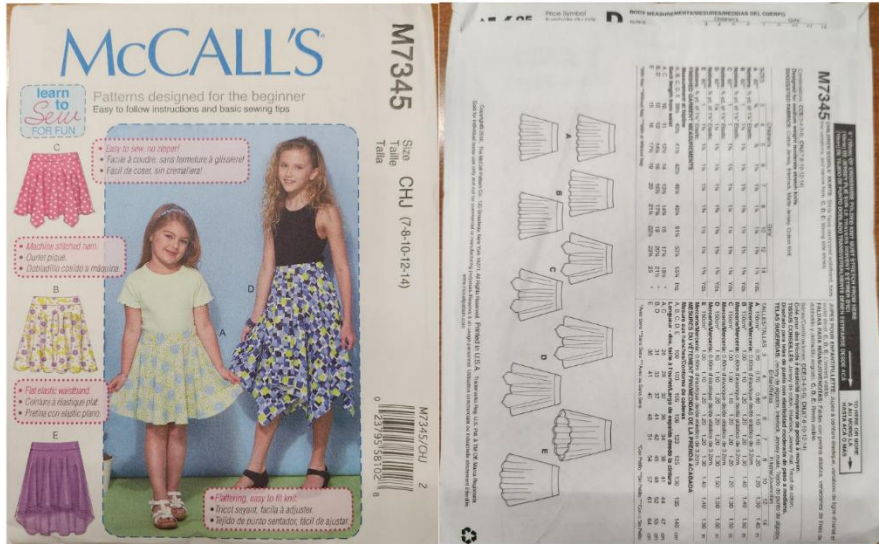
Patterns may be Available at the Ext. Office for \$1 each.



A

McCall's M7345

Patterns may be Available at the Ext. Office for \$1 each.



A

Pillowcase

Available at Ext. Office.



Materials needed:
 3/4 yard by width of fabric (WOF) for body of pillowcase.
 1/3 yard by WOF for cuff
 1/8 yard by WOF for accent band

Level A+ Skills



- Fabric purchasing and preparation
- Basic pressing
- How to use pattern envelope and follow pattern directions
- Recognize and identify fabric characteristics
 - Selvage, raw edge, grainline
- Simple sewing skills
 - Straight stitching, seam finishes, machine hem
- Apply an elastic casing

Level A+ Project Ideas



- Clothing:
 - Dress or Jumper
 - Shorts, skirt, or pants with casing
- Non-Clothing:
 - Drawstring purse or tote bag, sewing toolkit, laundry bag
- Practice/Service Project:
 - Rectangular placemat, hair accessory, tissue case, travel kit, pillow case

A+

Simplicity S8518

8518 A SIZE U.S.: 8-14/XS-XL
TAILLE EURO: P-Q/TP-TG
TAILLE FR: P-Q/TP-TG

THE CLASSIC SLIM CUT WITH A CLOSER FIT BUT STILL COMFY
Tallo clásico ajustado pero siempre cómodo / Coupe classique droite ajustée toujours confortable.

Designed and printed in the USA / Diseñado e impreso en los Estados Unidos / Creado e impresso no Brasil/Unk. www.simplicity.com

Patterns may be Available at the Ext. Office for \$1 each.

A+

Simplicity S8519

S8519 A SIZE U.S.: 8-14/XS-XL
TAILLE EURO: P-Q/TP-TG
TAILLE FR: (P-Q/TP-TG)

BOYS' AND MEN'S SLIM FIT LOUNGE PANTS
Fabric: Broadcloth, Chambray, Cotton Types, Flannel, Gingham, Seersucker. For Boys' sizes, if used as sleepwear, use fabrics and trims that meet the flammability standards set by the U.S. Government. Extra fabric needed to match plaids, stripes or one-way design fabrics.

Notions: Thread. Boys' sizes: 1 yd. of 1 1/4" wide elastic, three 3/4" buttons. Men's sizes: 1 1/4 yds. of 1 1/2" wide elastic, three 3/4" buttons.

Garçonnet et homme: Pantalon d'intérieur étroit
Niños y hombres: Pantalón angosto casual

Garçonnet/niños: Homme/hombres

Taille/Tallas: P/P M/M G/G TP/XP P/P M/M G/G TG/XG

Pantalon - porté à 2.5cm au-dessous de la taille
Pantaloñ - bevado 2.5cm debajo de la cintura

115cm** 1.60 1.80 2.00 2.10 2.30 2.30 2.40 2.60 m
150cm** 1.10 1.30 1.40 1.80 1.90 2.00 2.00 2.10 *

Entallado - 0.40m de 51cm a 64cm, ligero, termocoalant tel que Pellon®
Entretela - 0.40m de 51cm a 64cm, ligera, adhesiva como Pellon®

*un piece **two pieces ***two with one piece

Instrucciones de costura en Español en el interior del Patrón.

S8519 12 PIECES/PIEZAS
BOYS' AND MEN'S SLIM FIT LOUNGE PANTS
Fabric: Broadcloth, Chambray, Cotton Types, Flannel, Gingham, Seersucker. For Boys' sizes, if used as sleepwear, use fabrics and trims that meet the flammability standards set by the U.S. Government. Extra fabric needed to match plaids, stripes or one-way design fabrics.

Notions: Thread. Boys' sizes: 1 yd. of 1 1/4" wide elastic, three 3/4" buttons. Men's sizes: 1 1/4 yds. of 1 1/2" wide elastic, three 3/4" buttons.

Sizes	BOYS'			MEN'S				
	S	M	L	XS	S	M	L	XL
	7-8	10-12	14-16					

Pants - worn 1" below waist
45** 1 1/4 2 2 1/2 2 1/2 2 1/2 2 1/2 2 1/2 2 1/2 Yd
60** 1 1/4 1 1/2 1 1/2 1 1/2 2 1/4 2 1/4 2 1/4 *

Interfacing: 3/4 yd. of 20" to 25" lightweight fusible, such as Pellon®

FINISHED GARMENT MEASUREMENTS

Pants Hip
31 1/2 34 1/2 38 1/2 40 42 44 48 52 In

Pants Side Length
29 1/2 34 36 1/2 41 1/2 42 42 1/2 43 43 1/2 In

Pants Leg Width
12 1/2 13 14 16 16 1/2 17 17 1/2 18 In

GARÇONNETS ET HOMMES: PANTALON D'INTERIEUR ETROIT
NIÑOS Y HOMBRES: PANTALÓN ANGOSTO CASUAL

GARÇONNETS/ NIÑOS		HOMMES/ HOMBRES	
Taille/ Tallas	P/P M/M G/G	TP/XP P/P	M/M G/G TG/XG
	7-8 10-12 14-16		

Pantalon - porté à 2.5cm au-dessous de la taille
Pantaloñ - bevado 2.5cm debajo de la cintura

115cm** 1.60 1.80 2.00 2.10 2.30 2.30 2.40 2.60 m
150cm** 1.10 1.30 1.40 1.80 1.90 2.00 2.00 2.10 *

Entallado - 0.40m de 51cm a 64cm, ligero, termocoalant tel que Pellon®
Entretela - 0.40m de 51cm a 64cm, ligera, adhesiva como Pellon®

*un piece **two pieces ***two with one piece

Instrucciones de costura en Español en el interior del Patrón.

Patterns may be Available at the Ext. Office for \$1 each.

Level B Skills



- Use interfacing
- Sewing curved seams
- Making and constructing darts
- Handling enclosed seam bulk
 - Grading, notching, clipping, understitching
- Applying waistband
- Applying a zipper and hook and eyes
- Simple hand stitched hem
- Apply a simple facing

Level B Project Ideas

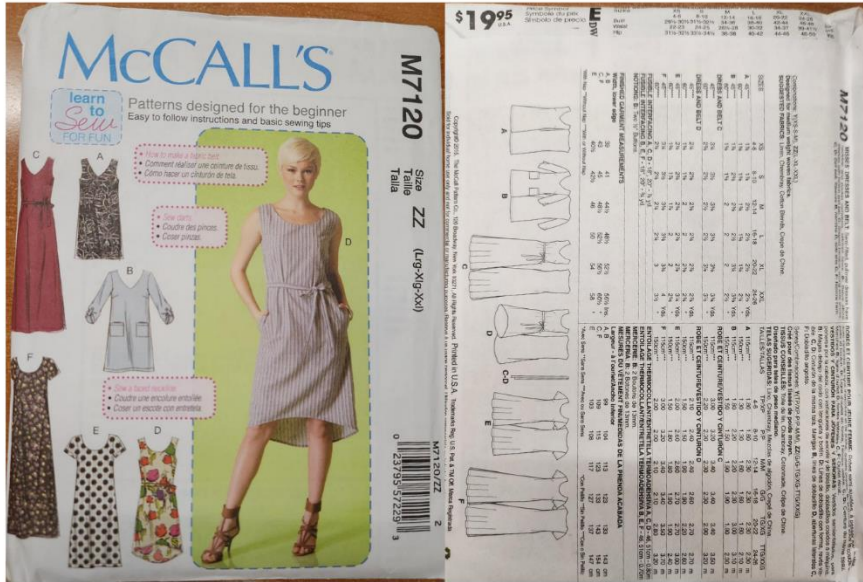


- Clothing:
 - Skirt, shorts, or pants with zipper and waistband;
simple top with zipper and facings
- Non-clothing:
 - Zippered tote bag, purse, gym bag, accessory case,
or binder cover
- Practice/Service project:
 - Book cover, eyeglass case, cellphone case, doll
clothes, pot holders, bean bag chair

B

McCall's 7120

Patterns may be Available at the Ext. Office for \$1 each.



B

Simplicity S9563

Patterns may be Available at the Ext. Office for \$1 each.



Level C Skills



- Basics of how to fit a pattern
- Sleeves- raglan, kimono, or shirt style
- Collar- no notched lapels
- Applying Buttons and Buttonholes
- Zipper
- Topstitching
- Simple trim
- Constructing and applying a simple lining
- Plaid, stripe, or a design fabric

Level C Project Ideas



Sew item with buttons and buttonholes

- Clothing:
 - Shirt, simple jacket, dress, bathrobe, vest with facing or lining, cape with hood or collar
- Non-Clothing:
 - Backpack with lining and applied trim, pillow cover, bucket organizer, appliqued wall hanging
- Practice/Service Project:
 - Serger constructed hanger hideaway, doll clothes, gift bags, simple curtains, sling or flapper purse

Level D Skills



- Pattern and fabric selection for specialty fabrics such as corduroy, satin, velveteen, velour, specialty knit, two-way stretch woven fabric, matching print, plaid, or border fabrics
- Fundamentals of fabric coordination
- Prepare a cuff or neckline placket
- How to apply invisible or separating zipper
- Position and apply simple pockets
- Apply set-in sleeves

Level D Project Ideas



- Clothing:
 - Swimwear with coverup/shirt, warmup suit, dress with jacket, jacket or shirt with slacks/skirt
- Non-Clothing:
 - Travel/gear bag set with zipper and pockets, tote bags, gardening accessories, yard kites or flags
- Practice/Service Project:
 - Basket liners, chair or seat covers, shoe bag, fabric bowls, teddy bears, wheelchair totes, lap robes