

CLOVERBUDS CONNECTION

October - November 2024



NEXT MEETING

Cloverbuds meet every 3rd Thursday of the month from 4-6 pm. Our October meeting is on...

Thursday, October 17th- **Pocket Pets**

4-H HIGHLIGHTS

Please enroll at <https://4h.zsuite.org/>
You must be active status to participate including your payment of \$5 for the year.
Sign up for Remind! TEXT @4-hclover to 81010

A SNAPSHOT OF AHEAD

Hello Cloverbud families,

Photography can be a great way for kids to express their creative side! It can be as simple as point and press a button, or taking it further to explore the technical aspects of a camera that make for an even better photo. This newsletter will give your Cloverbud a starting foundation to a potential new hobby they can explore. We can't wait to see you at our upcoming meetings and as always, please reach out to us with any questions you may have. *Take the changing leaves as an opportunity to capture some beautiful Wyoming fall pictures!*




Thursday, November 21st-
Shooting Sports



Thursday, December 19th-
Leathercraft

 *Kaitlyn Caron*

A PICTURE IS WORTH A THOUSAND WORDS

When it comes to taking photos, don't rush. Take the time to set the scene just right, take multiple shots, move a little this way or that. Zoom in, zoom out. Look for new perspectives. Also take time to put the camera down and enjoy the beauty!





LET'S MOVE IT!

Go on a Photo Scavenger Hunt!
Take the list and see what you can find, explore high and low. See how many items you can find!

UP CLOSE PHOTOBOOK

Supplies: camera, printed photos, photo book (optional)

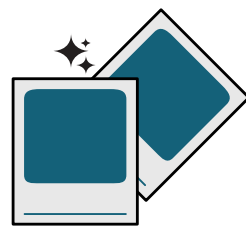
Explore the world around you! Take both a regular photo and a close-up of a section of everyday items or things in nature. To the left is a few ideas. To make a book, print a copy of each photo. Arrange your photos in a photo book with the close-up followed by the actual item. Then you can play with friends and family. Show the close up and guess the item, then flip to see the item.

PHOTO SCAVENGER HUNT



- ☐ 1. Someone pulling a funny face
- ☐ 2. A light in a dark room
- ☐ 3. Your own reflection
- ☐ 4. Something bright red
- ☐ 5. An animal or insect
- ☐ 6. Someone jumping in midair
- ☐ 7. Something made of metal
- ☐ 8. Food arranged into a pattern
- ☐ 9. An interesting shadow
- ☐ 10. Some kind of liquid

Fun Photo Game For Kids





MAKE IT YOURS!


Supplies: random collection of photos, small plush toy, recording device (like a phone or camera, optional)

We all know that photos tell stories. 1. Start by gathering a handful of random photos in the following categories: People/Animals/Toys, Places, Objects, Textures, Actions. You can go snap photos that fit these themes or search through old printed photos and magazines to find some. 2. Now become the storyteller, stack or arrange 10 photos at random. Use the stuffed toy as a character in your story. 3. Present the photos one at a time and make up a story! You can choose to record your story.



COLOR ME!!!





Wyoming 4-H

CAMPBELL COUNTY EXTENSION

412 S. Gillette Ave
Gillette, WY 82716

Issued in furtherance of extension work, acts of May 8 and June 30, 1914, in cooperation with the U.S. Department of Agriculture. Kelly Crane, Director, University of Wyoming Extension, College of Agriculture and Natural Resources, University of Wyoming Extension, University of Wyoming, Laramie, Wyoming 82071. The University of Wyoming is an equal opportunity/affirmative action institution.



PHOTOGRAPHY



WHAT'S IT ALL ABOUT?

Capture important moments, communicate your perspective and show how life appears through your lens with photography. Learn about cameras, lighting, and digital or film media so you can be ready when you find that great shot. Build skills you can use to excel in other 4-H opportunities and explore possible new careers.

HERE'S WHAT YOU CAN LEARN...

STARTING OUT

- ✿ Get to know your camera
- ✿ Use tripods and bracing to steady and level camera
- ✿ Try various lighting techniques
- ✿ Use flash for fill and solving red-eye
- ✿ Study photo composition
- ✿ Use different viewpoints
- ✿ Take photos of places, people, and pets
- ✿ Tell a story with photos
- ✿ Learn to evaluate photos

LEARNING MORE

- ✿ Use shutter speeds and F-stops (aperture)
- ✿ Adjust the depth of field
- ✿ Capture hard and soft light to create moods
- ✿ Manipulate light using flash techniques
- ✿ Evaluate composition using the Rule of Thirds, the Golden Triangle and the Golden Rectangle
- ✿ Take candid photos to capture a moment

GOING FURTHER

- ✿ Master composition using symmetry, shape, pattern and texture to capture creative photos
- ✿ Understand the impact of color
- ✿ Use wide-angle and telephoto lenses
- ✿ Experiment with lens filters
- ✿ Practice with light sources and use light meter readings
- ✿ Learn to mount and mat photos
- ✿ Apply technical and artistic skills in both film-based and digital photography

RESOURCES

- ✿ <http://www.4-h.org/resource-library/curriculum/4-h-photography/>
- ✿ *Focus on Photography, Level 1* (4H 640A)
- ✿ *Controlling the Image, Level 2* (4H 640B)
- ✿ *Mastering Photography, Level 3* (4H 640C)

TAKE IT FURTHER!

- ✿ Check out books at the library or search the internet to learn more about technique and composition
- ✿ Study a professional portfolio and then create a portfolio of your own
- ✿ Enter a photography contest or exhibit
- ✿ Learn about copyright and privacy laws
- ✿ Look at careers and college majors related to photography
- ✿ Sell your photos at a local art show or craft festival
- ✿ Interview someone in your community who uses photography in his or her career
- ✿ Take a tour of a photography studio or a dark room where pictures are developed
- ✿ Show your photos off at the senior center or elderly care center

ENHANCE YOUR COMMUNICATION SKILLS

Give a project demonstration at your club meeting or at a community event

Create a 4-H photo search game to play at your club meeting

Tell your friends about different types of cameras

Show your friends how to create trick photography

GET INVOLVED IN CITIZENSHIP AND SERVICE

Volunteer to take photos at a family reunion other special event

Volunteer to organize and label your family photos

Frame photos you have taken and give them as gifts

Take photos of historical sites in your community for an exhibit or scrap-book

LEARN ABOUT LEADERSHIP

Host a monthly club photo challenge. Judge photos and secure prizes for the winner each month

Lead a project meeting about photography

Arrange for a guest photographer to speak at your club meeting

Volunteer to be the photographer at your local achievement day, fair or other 4-H event

EXHIBIT IDEAS

- ✿ Identify the parts of a camera
- ✿ Photograph various subject matter
 - Portrait
 - Self Portrait
 - Pets/Wildlife
 - Landscape
 - Panorama
 - Buildings/Structures
 - Night time
 - Reflective
 - Action/Sports
 - Still life
- ✿ Experiment with color variation
 - Black/white
 - Sepia
 - Bright color
- ✿ Use a computer to render photos
 - Color enhancements
 - Spot color
 - Filters
 - Distortion
 - Type treatment
- ✿ Create a photo series
- ✿ Present a poster about matting and framing
- ✿ Share your photography journal or portfolio
- ✿ Demonstrate enlargement and cropping
- ✿ Prepare a display about flash techniques
- ✿ Compare types of cameras
- ✿ Describe the differences in photo formats (.jpg, .tiff, .eps, .png)
- ✿ Create a PowerPoint of event photos or a series of photos
- ✿ Produce a short video
- ✿ Use photo-editing software
- ✿ Give a presentation showing how to edit images
- ✿ Analyze lighting techniques
- ✿ Timeline of the history of photography and/or cameras
- ✿ Display of photo editing steps

Issued in furtherance of extension work, acts of May 8 and June 30, 1914, in cooperation with the U.S. Department of Agriculture.

Glen Whipple, director, University of Wyoming Extension, University of Wyoming, Laramie, Wyoming 82071.

The University is committed to equal opportunity for all persons in all facets of the University's operations. All qualified applicants for employment and educational programs, benefits, and services will be considered without regard to race, color, religion, sex, national origin, disability or protected veteran status or any other characteristic

