



# CLOVERBUDS CONNECTION

June - July 2024

## NEXT MEETING

Cloverbud Camp is in late July this month!

We meet from 8am-1pm.

July 29th

July 30th

July 31st

## 4-H HIGHLIGHTS

Please enroll at <https://4h.zsuite.org/>

You must be active status to participate

including your payment of \$5 for the year.

Sign up for Remind! TEXT @4-hclover to 81010

## MAKE YOUR OWN SPACE

Hello Cloverbud families,

Happy Summer! Learning and growing. These are important parts of our lives that can also be fun. Although school may be out for there summer there are still fun activities to do that will keep your brain alert and growing. One of the ways we like to enjoy the summer is by redesigning and decorating your home. There are lots of fun things to decorate your home or even just your room. There are a lot of different kinds of decorations. Some little decorations include pillows, drawings, flower arrangements, etc. These are easy decorations to add. Just make sure you ask your parents before adding any big changes. :)


We have enjoyed seeing all of you at the meetings this past year. As summer is upon us there are not any more monthly meetings, but there will be Cloverbud Camp July 29-31st. Katie will still be there, and there will be 2 new faces as well, Jade Painter and Brianna Jafek. We hope you have fun redecorating this summer!

Beautifying the Summer fun,

Katie Hudson, Jade Painter, & Brianna Jafek

## HOME IS WHERE THE HEART IS!

Whether you live in the country or city; in a house, apartment, or mobile home; there are things to learn that will help make the space you live beautiful and functional. Interior Design is a great way to learn about design, color, texture, and space. It will help you make your home a fun and comfortable place to be.



# WILDFLOWER ARRANGEMENT

Go for a walk with a parent. With approval of the home owner, cut flowers and greenery to make an arrangement.

Think of the colors and elements in the room where the flowers will go. Supplies: natural flowers and greenery, scissors, vase or jar, water. When picking, cut flower types into odd numbers (1, 3, or 5). Either yourself or your parent should carry the bundle as you explore. Keep the vase at home, but remember how big it is wide so you get enough plants without getting too many. As you walk, arrange your plants so you know you are getting enough color and a variety of heights. When you get home, place your stems into the vase or jar one at a time, turning it as you go so you can see all angles of the arrangement. Once all the flowers are in place, fill with the greenery.



# FURNITURE FIDGET SPINNER GAME



## LET'S MOVE IT!


Grab a fidget spinner if you have one. Mark one arm as your arrow. Spin! When it lands on an item, search your home for that item! If you don't have a spinner, close your eyes and pick!



# MAKE IT YOURS!

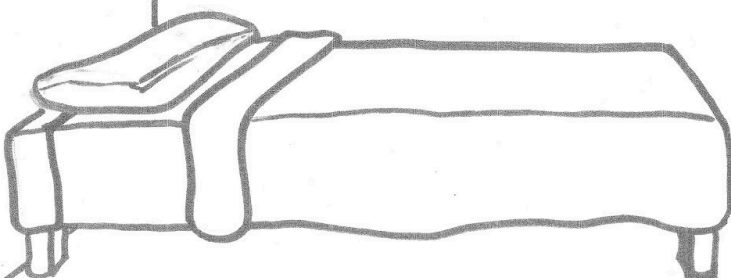
Supplies: Paper Pint Containers, Scissors, Yarn (variegated colors work best!)

1. Use scissors to cut the cup into a total of 9 spokes. To keep the spokes evenly spaced, start by cutting the cup into thirds, and then cut each piece into three pieces. 2. Next, tie the end of a ball of yarn to one of the spokes. Tuck the end with the knot into the cup. 3. Weave the yarn in and out of the spokes. After a few rounds of weaving, gently push the yarn to the bottom of the cup to keep the weaving tight. Weaving can take a bit of time, so go slowly and be patient! 4. Once the yarn is woven to the top of the cup, tie another knot to secure the weaving in place. Carefully tuck the end of the yarn into the cup. 5. Fill the woven pencil cup with pens, scissors, markers, and pencils!



## COLOR ME!!!

Color and design a bedroom!







# Wyoming 4-H

## CAMPBELL COUNTY EXTENSION


412 S. Gillette Ave  
Gillette, WY 82716

Issued in furtherance of extension work, acts of May 8 and June 30, 1914, in cooperation with the U.S. Department of Agriculture. Mandy Marney, Director, University of Wyoming Extension, College of Agriculture, Life Sciences and Natural Resources, University of Wyoming Extension, University of Wyoming, Laramie, Wyoming 82071. The University of Wyoming is an equal opportunity/affirmative action institution.





# INTERIOR DESIGN



## WHAT'S IT ALL ABOUT?

Do you walk into a room and know exactly what colors and what furniture would look good in the space? Do you know what paint color or wallpaper would brighten the room? How do you create a feeling of coziness in a family room? Being an interior designer is all about making a house a home. But what about just starting in your room? Can you select colors, textures and accessories that will show off your personal style and enable you to take care of your room? If you know the basics, you can advance to wood finishing, principles of design, furnishing purchase decisions or using software to create your ideal house.

## HERE'S WHAT YOU CAN LEARN...

### STARTING OUT

- ✿ Learn more about design elements including color, texture, shape, form, line and space
- ✿ Learn design principles such as rhythm, balance, emphasis, unity and proportion
- ✿ Create your own design accessories
- ✿ Work with different design tools and materials
- ✿ Make plans that include comfort and safety
- ✿ Develop organizational skills

### LEARNING MORE

- ✿ Apply design elements and principles to room designs
- ✿ Plan and design your own room or space
- ✿ Use paint and fabric to create new looks
- ✿ Learn how to select wall coverings, flooring and window coverings
- ✿ Identify furniture styles and learn about furniture selection

### GOING FURTHER

- ✿ Draft a floor plan
- ✿ Reduce clutter and create convenient storage
- ✿ Learn proper care of items and how to extend their use
- ✿ Plan and select lighting for a room
- ✿ Learn to create personal space in shared rooms
- ✿ Understand how home choice impacts the environment
- ✿ Make energy efficient choices

## RESOURCES

- ✿ Design My Place (CD) ([marketplace.unl.edu](http://marketplace.unl.edu))
- ✿ Design Decisions ([marketplace.unl.edu](http://marketplace.unl.edu))

## TAKE IT FURTHER!

- ✿ Tour a furniture store
- ✿ Visit a local paint shop, take a class if they are offered
- ✿ Complete a project scavenger hunt to find principles of design around your home or community
- ✿ Job shadow someone who works in energy, lighting or recycling
- ✿ Volunteer to redesign and rearrange a room at your school to make the area more functional
- ✿ Work with local partners to establish a community day for the free disposal of paint and refinishing materials and solvents

### ENHANCE YOUR COMMUNICATION SKILLS

- Teach a session on a painting technique
- Give a demonstration on how to make a pillow or other accessory
- Give a talk at a local library about how to declutter and organize

### GET INVOLVED IN CITIZENSHIP AND SERVICE

- Refurbish furniture for someone in need
- Volunteer to help paint or fix up someone's home
- Host a design class for family or friends
- Work with a nonprofit to create a functional meeting space floor plan

### LEARN ABOUT LEADERSHIP

- Plan a community painting day
- Teach home maintenance skills to others
- Create a video on how to make your home more energy efficient
- Design, create and market soft furnishings and accessories to sell at local craft shows



## EXHIBIT IDEAS

- ✿ Refurbish furniture
- ✿ Create a room accessory
- ✿ Show a room painting technique on a smaller scale
- ✿ Design a floor plan
- ✿ Make a 3-D room model
- ✿ Create a window covering
- ✿ Design a lighting plan for a house or room
- ✿ Poster on the elements of design
- ✿ Display about design principles
- ✿ Poster of tools used in interior design
- ✿ Create a plan to make your home energy efficient
- ✿ Develop a design board showing how to transform a space
- ✿ Use a model kit to build a solar home showing how the sun's energy can be used to heat a home
- ✿ Showcase a home improvement item you created

Issued in furtherance of extension work, acts of May 8 and June 30, 1914, in cooperation with the U.S. Department of Agriculture.  
 Glen Whipple, director, University of Wyoming Extension, University of Wyoming, Laramie, Wyoming 82071.  
 The University is committed to equal opportunity for all persons in all facets of the University's operations. All qualified applicants for employment and educational programs, benefits, and services will be considered without regard to race, color, religion, sex, national origin, disability or protected veteran status or any other characteristic