

NIOBRARA COUNTY 4-H

HEAD



HEART



HANDS



HEALTH



TABLE OF CONTENTS

Thank you notes	2
Meeting Dates	2
Ed. Op. Info	2
Ed. Op. #3	3
New to 4-H Gathering	4
Leader Training/ Certification	4
Cloverbuds	5
4-H STEAM Fridays	6
Re-enrollment	7
MVR	8

STEAM 4-H Fridays are underway and man, o, man we are having tons of fun!

Make plans to join us each Friday from 9 am till noon for an awesome activity based in Science, Technology, Engineering, Art and Math and a delicious snack! So far we've ground wheat to make biscuits, learned about honey bees, learned about airplanes and flying and made salsa!

Register each Wednesday!

I can't believe the 4-H year is wrapping up for 2019 and the new 4-H year starts this month. I hope you all gained some new skills, made a few new friends, tried lots of new things and enjoyed every minute (well....minus the last minute record books)! Your time in 4-H will develop skills that will serve you well for years to come and those 4-H friendships...well, they'll last a lifetime! As we wrap up the year with Achievement Day and gear up for the 2020 4-H year think about what you have learned, what goals you want to set for next year and what you can do to help another 4-H member become better! Make sure to update contact information as you re-enroll so that we can keep in touch!



Upcoming Local Events

⇒ November 28-29	Office Closed
⇒ December 2	Ed. Op. #3—Career Exploration @ 6 PM
⇒ December 7	Christmas Bazaar
⇒ December 10	Cheyenne River Club Meeting
⇒ December 15	Lance Creek Club Meeting
⇒ December 17	Leader Training & Re-Certification @ 1:30 PM
⇒ December 24-Jan 1	Office Closed—Winter Closure
⇒ January 15	Current Members Deadline to Re-Enroll
⇒ January 22	Leader Training & Re-Certification @ 6 PM
⇒ January 27	New to 4-H Gathering @ 5 PM
⇒ January 29	Ed. Op. #4—Breeding Ewe Nutrition @ 6 PM

Club leaders—Please let Erin and Kellie know when you are meeting in December and January so that we can help new members find a club! If you need help finding a club let us know, we are here to help!

Thank You Notes

It is essential that you get your thank you notes written. Without the generous support of the many people who donate awards, support the fair, purchase animals at the sale and the other various ways they donate their time and money our fair would look very different. Market animal checks will not be mailed until your thank you note has been delivered (stamped and addressed) to the Extension Office.

- * Livestock Sale Buyers
- * Livestock Sale Add-On
- * Fair Awards
- * Ultrasound Contest
- * Achievement Day

A list of addresses can be found on the website at <http://wyoextension.org/niobraracounty/>

Educational Opportunity Workshops

Again for the 2019-2020 year - you will be required to attend one of the many Educational Opportunities offered throughout the year. There will be opportunities to learn more about Animal Nutrition, Selection and Management, Reproduction, Record Books, Showmanship, Entrepreneurship, Livestock Skill-A-Thon and more! If you are planning to sell an animal in the 2020 Market Animal Sale at the Fair, you will be required to attend one of the workshops. You may attend as many as you would like, but one is mandatory. This doesn't take the place of the required Livestock Judging. This will be in addition to the Livestock Judging requirement. This is a fair requirement and applies regardless if you are in 4-H or FFA. Watch your newsletter and Facebook for upcoming dates, there will be an opportunity each month until July. Let Kellie know if you have any questions.

Ed. Op. #3: Career Exploration on December 2nd @ 6 PM via Zoom. View from home or come to the Extension Office. RSVP to Kellie.

Ed. Op. #4: Breeding Ewe Nutrition and Management on January 13th @ 6 PM via Zoom. View from home or come to the Extension Office. RSVP to Kellie.

Meeting Dates

Fair Board - Jan. 6th @ 6 PM

4-H Council— Jan. 8th @ 5 PM

Junior Leaders - Jan. 8th @ 6 PM

Cloverbuds - Dec. 16th @ 3:45 PM

National Western Stock Show

Catch-a-Calf

Hello, it is that time of year where we are looking for applicants for the National Western Stock Show Catch-a-Calf Program. If you could please help us out by advertising in your county. The program is open to youth that are ages 12 to 18, as of December 31st, 2019. Youth must be an enrolled 4-H member and resident of the states of CO, WY, KS or NE. To apply for the program they will go to <https://nationalwestern.com/catch-a-calf-program/> and complete the online application. There is also a mandatory form that they will need to print off and complete. The application must be submitted by December 1st and the mandatory form must be postmarked by December 2nd.

Educational Opportunity #3

CAREER EXPLORATION - LEARN WHAT IT IS LIKE TO WORK FOR PURINA OR CERTIFIED ANGUS BEEF, LLC

December 2, 2019 at 6:00 p.m.

This presentation will be delivered via Zoom. You can register at:

<https://uwyo.zoom.us/meeting/register/2d5d8c446e932d4c8c34be5db4a05ad8>

Presented by:

Tammy Platt, Manager of Innovation Partnerships and Licensing

Nestle Purina PetCare Global Resources

And

Margaret Coleman, Director of Digital Platforms at Certified Angus Beef, LLC

Contact Kellie Chichester for more information:

kelliec@uwyo.edu

307-334-3534



**UNIVERSITY
of WYOMING**

College of Agriculture
and Natural Resources
Extension
Niobrara County

Have results or pictures to share of you and your 4-H projects? Share them with Kellie and Erin and we will share them in the newsletter or on the Facebook page!

Western Junior Livestock Show

Breeding Sheep Show and Showmanship

- ⇒ Kort had a ewe win her class and came back for champion ewe.
- ⇒ Wyatt was 6th in his heat in showmanship and 5th in one ewe class and then last with other ewe.



Town of Lusk Recreation is looking for groups that would like to run the Softball Concessions during Summer 2020. Contact Jessica Yeager at 307-340-1072 for more information.



Leader Training & Recertification

December 17th @ 1:30 PM

RSVP by Dec. 15th

Or

January 22 @ 6 PM

RSVP by Jan. 21st

Carrie Bannan

Chad Bannan

Alyssa Barnsdale

Vicki Brown

Vivian Fahy

Paula Fritzler

Rod Jones

Sena Pearson

Ronda Pfister

Lorrie Reed

Erin Smith

Shirley ZumBrunnen

Jason ZumBrunnen




Apple Science

Supplies:

- Apples
- Milk
- Baking Soda
- Vinegar
- Lemon Juice
- 7-Up or Sprite
- Bowls, knife

INSTRUCTIONS

1. Cut up apple and place a slice into individual bowls
2. Pour each ingredient over the apple slice and see what happens (milk, baking soda mixed with water, vinegar, lemon juice, 7-Up or Sprite). Make sure to leave one apple plain
3. After a few minutes check the apples to see which item is working best.
4. Check again after another 20 minutes.




Apple Snacks

Ingredients

- Apples
- Peanut Butter, hazelnut spread or cream cheese

Instructions

1. Cut apples in round slices so that you can see the star. Cut out the middle and seeds.
2. Spread with peanut butter, hazelnut spread or cream cheese.
3. Fill with raisins, chocolate chips, coconut, marshmallows or whatever your heart desires!




December 6th



SIP AND PAINT

Homemade Hot Chocolate and Painting with Carla Stroh

Must register by November 27th!!



December 13th

CHRISTMAS COOKIES

Decorating sugar cookies with several different techniques!

Must register by December 11!!



4-H STEAM FRIDAYS PRESENTED BY NIOBRARA COUNTY EXTENSION OFFICE
 "Funding for this UW Extension Program is provided by the John P. Ellbogen Foundation Wyoming Communities, Agriculture, & Rural Living Project Fund"



4-H Youth/Volunteer Enrollment Process

FOR EXISTING MEMBERS

1. Go to <http://wy.4honline.com> You will see a screen like this.
2. As an existing Member/Family that is re-enrolling for the next 4-H year select the first option ☐ **I have a profile**
 - Enter your email address and password you used to create your Family login and click the **Login** button
 - If you can't remember your password select ☐ **I forgot my password** enter your email address and click the **Send My Password** button.
 - A new automated password will be sent to the email address you provided along with instructions to login and reset your password.

	Name	Role	Membership ID	Enrollment Status	Last Active Year	Edit
1)	Mrs. Tester	Adult	866993	Inactive	2014-2015	Edit
2)	Boy Tester	Youth	866992	Inactive	2014-2015	Edit
3)	Girl Tester	Youth	866993	Inactive	2014-2015	Edit
4)	Mr. Tester	Adult	903413	Inactive	2014-2015	Edit

3. Once you are logged in you can review your Family info and update it if needed by clicking the **Edit Family** button

4. In the **MEMBER LIST** tab, please look at the **Member/Volunteer List** to view the members/adult volunteers associated with your family account.

Please do not add a new individual that is already listed in the member/volunteer list!

- To Re-Enroll for the new 4-H year click on the **Edit** button to the right of each name
- Review the information displayed in the Personal Information screen.
- At the Bottom of the page on the right you will click the **Enroll for 2015-2016** button.

- On the next page you can review/update the personal information page.
- The red asterisk * indicates required fields

You will now continue through several tabs verifying/updating information. To advance to the next screen click the **Continue >>** button.

NOTE: In an effort to reduce our mailing costs, please consider selecting the EMAIL option in the Correspondence Preference field.

In the **ADDITIONAL INFORMATION** screen you will review the Publicity Release, Statement of Assumed Risk Transportation Release, Code of Conduct, and for Leaders Training and Screening Understanding.

- Please Read this information! You must click this box in each section in order to continue

- The next screen is the **HEALTH FORM** - If any of the individuals Health information has changed, please update it!

In the **PARTICIPATION** screen you will add or delete Clubs and Projects for each individual.

- If you are unsure of which Club to choose, please select **I Club Placement** and we will help choose a club.
- If you select a new club remember to click the **Add Club** Button to add it to your Club list.
- When finished with club selections click the **Continue >>** Button at the bottom.
 - You will be taken to the project tab where you can add or delete projects.
 - For returning members the years in project should automatically increase for projects you are continuing
 - Remember to click the **Add Project** button to add a project to the Project List.
 - You can delete a project by clicking the **Edit** button and then clicking the **Delete** button.
- When you are finished with club and project selections click the **Submit Enrollment** Button.

If your enrollment status is Pending, your record is complete and waiting for county level 4-H approval. If your enrollment status is Inactive or Incomplete, click Edit to review your record for missing information and resubmit.

4-H Youth/Volunteer Enrollment Process

FOR NEW MEMBERS

1. Go to <http://wy.4honline.com> You will see a screen like this.
2. As a Member/Family Enrolling for the FIRST time select the second option ☒ I need to setup a profile
 - Select your county and fill in the fields
 - Save your password so you are able to log back in to your profile!

WRITE DOWN YOUR USER AND PASSWORD HERE

User Email: _____

Password: _____

3. Click the **Create Login** Button.
4. The next screen is the FAMILY INFO Screen
 - Fill in all the fields
 - The red asterisk * indicates required fields
 - If you would like to update the Family Information for all members records with the same address click this box
5. The next screen is the MEMBER LIST
 - The Family Information is displayed on the left.
 - Click the "Add a New Family Member" drop down menu and select Adult or Youth.
6. Click the **Add Member** Button.

7. The next screen is the YOUTH PERSONAL INFORMATION
 - Fill in all the fields
 - Years in 4-H: For returning members, this number will automatically increase
 - The red asterisk * indicates required fields
 - If you have two email addresses you would like to have information sent to, please enter it in the Second Household email field
 - Split families can also be set up for each member
8. When finished click the **Continue >>** Button at the bottom.
9. The next screen is the ADDITIONAL INFORMATION screen. Here you will review the Code of Conduct, General Authorization and Release, and Statement of Assumed Risk
 - Please Read this information!
 - You must click this box in each section before you are able to continue to the next screen

10. When finished reading click the **Continue >>** Button at the bottom.

MVR

Go to:

<http://www.uwyo.edu/risk/claims-and%20insurance/vehicle-use-policy-information.html>

Select form to request driving privileges


- If this is the first time you have logged on since October 2019, you will be asked to create a profile.
- Create a username and password.
- Click "Submit New MVR Request".
- Motor vehicle records input form – enter information exactly as it appears on your driver's license.
- In the following fields, enter the information as instructed below:
 - Supervisor/Sponsor – enter Johnathan Despain
 - Enter the email address for Johnathan: jdespain@uwyo.edu
 - Is your employment at UW contingent on a passed MVR? "no"
 - Additional Notifications- in the "Additional Email Addresses to Notify" field - enter the State Office Associate's email address: ka-ren.allison@uwyo.edu. Click "Add".
 - Click the appropriate boxes for permission.
 - Click on the "Submit Profile" button.

**MAKE SURE TO
UPDATE
MAILING ADDRESS, PHONE
NUMBERS, EMAIL, ETC.**

HOW WE COMMUNICATE



OFFICE: 307-334-3534



PO Box 210
Lusk, WY

Check us out on Facebook:

Niobrara County 4-H & Extension

www.facebook.com/groups/NiobraraCounty4HExtension/

The *Niobrara County 4-H website* is:
<http://wyoextension.org/niobraracounty/>

Visit this website for 4-H information, including the current newsletter, handbook, calendar, etc.! Visit it often!!!!



Denise:

desmith@uwyo.edu

Kellie:

KELLIEC@uwyo.edu

Erin:

niobcnty@uwyo.edu

The *Niobrara County Extension website* is:

<http://niobraracounty.org/>

Then select 'County Extension' on the right-hand side

Our hours are:

Monday - Friday

8:30 AM - 4:30 PM

Closed from 12 - 1 PM