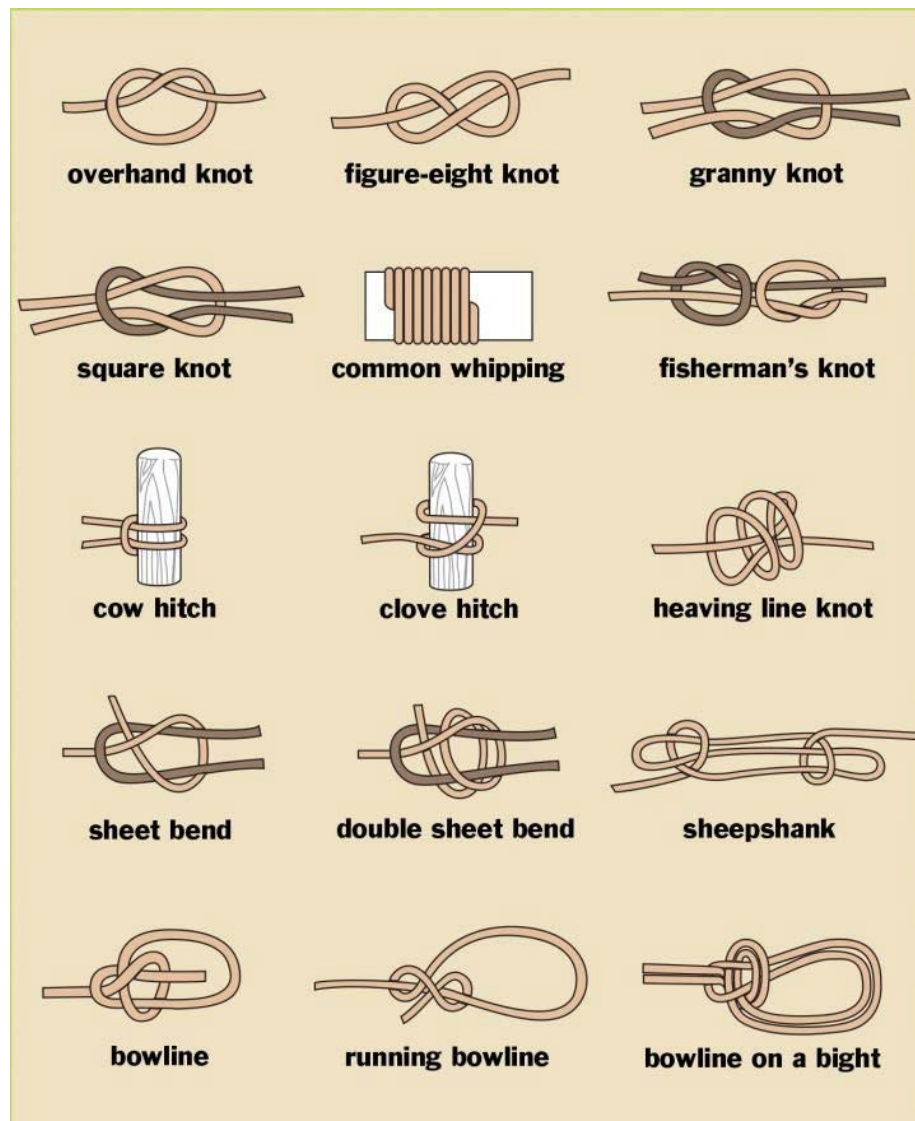


# Niobrara County

## 4-H Rope Craft Record Book



Name: \_\_\_\_\_ Year in Project: \_\_\_\_\_

Leader Signature: \_\_\_\_\_ Date: \_\_\_\_\_

*Issued in furtherance of extension work, acts of May 8 and June 30, 1914, in cooperation with the U.S. Department of Agriculture. Kelly Crane, Director, University of Wyoming Extension, College of Agriculture and Natural Resources, University of Wyoming Extension, University of Wyoming, Laramie, Wyoming 82071.*

*The University of Wyoming is an equal opportunity/affirmative action institution*

## Goals

What you want to accomplish this year.

- Juniors are required to have at least one goals
- Intermediates are required to have at least three goals
- Seniors are required to have at least five goals

Example Goals:

- A. Identify different types of cordage
- B. Understand the difference between natural fibers and synthetic fibers
- C. Learn the different techniques that are used to make cordage
- D. Tie and understand the uses of the bowline knot
- E. Give a demonstration on how to tie a particular set of knots

Goal #1: \_\_\_\_\_  
\_\_\_\_\_

How did you accomplish your goal? What did you learn by achieving this goal?

\_\_\_\_\_

\_\_\_\_\_

\_\_\_\_\_

\_\_\_\_\_

\_\_\_\_\_

\_\_\_\_\_

\_\_\_\_\_

\_\_\_\_\_

\_\_\_\_\_

\_\_\_\_\_

\_\_\_\_\_

Photos of you accomplishing your goal:

Goal #2: \_\_\_\_\_  
\_\_\_\_\_

How did you accomplish your goal? What did you learn by achieving this goal?  
\_\_\_\_\_  
\_\_\_\_\_  
\_\_\_\_\_  
\_\_\_\_\_  
\_\_\_\_\_  
\_\_\_\_\_  
\_\_\_\_\_  
\_\_\_\_\_  
\_\_\_\_\_  
\_\_\_\_\_  
\_\_\_\_\_  
\_\_\_\_\_

Photos of you accomplishing your goal:

Goal #3: \_\_\_\_\_  
\_\_\_\_\_

How did you accomplish your goal? What did you learn by achieving this goal?

\_\_\_\_\_

\_\_\_\_\_

\_\_\_\_\_

\_\_\_\_\_

\_\_\_\_\_

\_\_\_\_\_

\_\_\_\_\_

\_\_\_\_\_

\_\_\_\_\_

\_\_\_\_\_

\_\_\_\_\_

Photos of you accomplishing your goal:

Goal #4: \_\_\_\_\_  
\_\_\_\_\_

How did you accomplish your goal? What did you learn by achieving this goal?

\_\_\_\_\_

\_\_\_\_\_

\_\_\_\_\_

\_\_\_\_\_

\_\_\_\_\_

\_\_\_\_\_

\_\_\_\_\_

\_\_\_\_\_

\_\_\_\_\_

\_\_\_\_\_

\_\_\_\_\_

Photos of you accomplishing your goal:

Goal #5: \_\_\_\_\_  
\_\_\_\_\_

How did you accomplish your goal? What did you learn by achieving this goal?

\_\_\_\_\_

\_\_\_\_\_

\_\_\_\_\_

\_\_\_\_\_

\_\_\_\_\_

\_\_\_\_\_

\_\_\_\_\_

\_\_\_\_\_

\_\_\_\_\_

\_\_\_\_\_

\_\_\_\_\_

Photos of you accomplishing your goal:

### Rope Craft Project Report

*Give a brief description of your project and attach pictures of your project from multiple angles and write captions below each picture. Complete one project report for each item completed during the year.*

Project Description: \_\_\_\_\_

---

---

---

---

---

---

---

---

---

---

---

---

---

---

---

---

---

---


---

---

---


---

---




---

---



---

---



---

---





### Rope Craft Project Report

*Give a brief description of your project and attach pictures of your project from multiple angles and write captions below each picture. Complete one project report for each item completed during the year.*

Project Description: \_\_\_\_\_

---

---

---

---

---

---

---

---

---

---

---


---

---

---


---

---




---

---



---

---



---

---

1. Where did you get the idea or inspiration for this project? \_\_\_\_\_  
 \_\_\_\_\_  
 \_\_\_\_\_  
 \_\_\_\_\_

2. List the materials used in your project along with costs of each material used.

Material	Cost
<b>Total Cost</b>	<b>\$</b>

3. What do you like best about your project? \_\_\_\_\_  
 \_\_\_\_\_  
 \_\_\_\_\_  
 \_\_\_\_\_

4. What skills did you learn while creating this project? \_\_\_\_\_  
 \_\_\_\_\_  
 \_\_\_\_\_  
 \_\_\_\_\_

5. What would you do differently if you created this again? \_\_\_\_\_  
 \_\_\_\_\_  
 \_\_\_\_\_  
 \_\_\_\_\_

## Inventory

List the rope craft equipment that you purchased or received as a gift this year.

Equipment Description	Source (purchased or gift)	Date Acquired	Cost/Value