



S E C T I O N 2



WYOMING 4-H

SECTION 2 AWARDS & RECOGNITION

DATE - You may wish to use just the year, the month and year, or the full date. You determine which is the most appropriate for each individual experience.

1998
Feb. 1998
02/20/98

AWARD or HONOR - Write down what you received as the outstanding 4-H award. Include things like: cash awards, certificates, trophies, belt buckles, trip awards, scholarships, and any other special 4-H Awards or Honors. Do not list ribbons or placings of exhibits at fair here.

DESCRIPTION / ACTIVITY - Briefly describe the project or activity for which you received the Award or Honor. Don't just list the project area for which it was earned.

LEVEL - indicate the level of your involvement.

Club - activity sponsored by one or more clubs.

County - activity sponsored by your county.

District - activity involving more counties in your district.

State - activity sponsored at the state level.


National - activity sponsored by National Council.

Code:	Type:
CL	Club
CO	County
D	District
S	State
N	National

EXAMPLE:

Date	Award or Honor	Description / Activity or Event	Level
1998	Medal	3 rd Place Junior .22 Air Pistol at County Shoot.	CO
1998	Certificate	Most Improved Beginner Sewer in Wrangler 4-H Club	CL
1998	Trophy	Champion Junior Dog Showman	CO
1999	Trip	Denver Roundup winner in Fashion Revue	S
6/15/00	Scholarship	Livestock Judging to Northwest College.	S

This is intended to be a cumulative report. Add current awards and recognitions to previous items listed.



Wyoming 4-H

LEADERSHIP

S E C T I O N 3



WYOMING 4-H

SECTION 3 LEADERSHIP

DATE - You may wish to use just the year, the month and year, or the full date. You determine which is the most appropriate for each individual experience.

1998
Feb. 1998
02/20/98

LEADERSHIP - indicate the type of leadership experience.

Volunteer Leadership - list experiences in which you have participated, such as performing at 4-H activities, camps, achievement programs, workshops, judging events, directing community tours, field trips, fairs, and others.

Elected Leadership - list 4-H offices you have held.

Appointed Leadership - identify and describe the various committees on which you have served.

4-H Promotional Activities - emphasize what you have done to promote 4-H, such as presentations to organizations, radio and/or television appearances, participation in parades, etc.

Code:	Type:
V	Volunteer
E	Elected
A	Appointed
P	Promotional

DESCRIPTION/ACTIVITY - Briefly describe your leadership experiences.. Things such as offices in clubs, committees, radio or TV, marketing and promoting, or things asked by the club or its leaders to lead in.

LEVEL - indicate the level corresponding to your involvement.

Club - activity sponsored by one or more clubs.

County - activity sponsored by your county.

District - activity involving more counties in your district.

State - activity sponsored at the state level.

National - activity sponsored by National Council.

Code:	Level:
CL	Club
CO	County
D	District
S	State
N	National

Date	Type	Description of Leadership Responsibilities <small>Include the office held, activity involved, or committee you were assigned</small>	Level
02/23/2001	E	Song Leader for County Teen Council	CL
2001	P	Organized and made PSA's for 4-H Week with club members	CL, CO

This is intended to be a cumulative report. Add the current year's leadership activities to the previous items listed.



WYOMING 4-H

**SECTION 3
LEADERSHIP**


Date	Type	Description of Leadership Responsibilities Include the office held, activity involved, or committee you were assigned	Level



WYOMING 4-H

**SECTION 3
LEADERSHIP**

Date	Type	Description of Leadership Responsibilities <small>Include the office held, activity involved, or committee you were assigned</small>	Level



S E C T I O N 4



WYOMING 4-H

SECTION 4 COMMUNITY SERVICE

DATE - You may wish to use just the year, the month and year, or the full date. You determine which is the most appropriate for each individual experience.

2000
Feb. 2000
02/20/00

DESCRIPTION / ACTIVITY - List 4-H related community service experiences. Include things that contribute to the welfare of your club or group members, other individuals, or community citizens. Indicate the size and scope of what you did. List numbers of participants, recipients, items prepared, etc.

LEVEL - indicate the level corresponding to your involvement.

- Club** - activity sponsored by one or more clubs.
- County** - activity sponsored by your county.
- District** - activity involving more counties in your district.
- State** - activity sponsored at the state level.
- National** - activity sponsored by National Council.

Code:	Level:
CL	Club
CO	County
D	District
S	State
N	National

Example:

Date	Description of Activity	Level
1999	Bake and Take Week, delivered cookies to seven widows with my club.	CL
2000	Food for the Homeless Shelter, designed and distributed 30 ads/fliers for on the bulletin boards in local businesses.	CO
2000	Helped our Junior Leader Club paint the fence at the Senior Citizens Center for hours over the span of 2 weeks.	CL, CO
2001	Helped with Countywide Koats-for-Kids drive during November and December.	CO



WYOMING 4-H

SECTION 4 COMMUNITY SERVICE

Date	Description of Service	Level



WYOMING 4-H

**SECTION 4
COMMUNITY SERVICE**

Date	Description of Service	Level



UNIVERSITY
OF WYOMING

Wyoming 4-H

**PARTICIPATION &
NON 4-H EXPERIENCES**

S E C T I O N 5



WYOMING 4-H

**SECTION 5
PARTICIPATION &
NON 4-H EXPERIENCES**

Participation Checklist

Check the boxes of events or activities in which you participated. In the County section, make sure to list the county-wide activities that were available. It may be helpful to get a list from your local Extension Office.

County Opportunities	2002	2003	2004	2005
County Fair	✓	✓	✓	✓
Achievement Night		✓		✓
Presentation Contest		✓	✓	✓
4-H Camp				✓

Non-4-H Experiences

List all the other organizations, clubs, and groups you belong to, including school activities and clubs, involvement with a church group, or activities sponsored by community or civic organizations.

School (S) - activity sponsored by a school or a school club.

Church (C) - activity sponsored by a church group or religious organization.

Town (T) - activity sponsored by a town, community, or civic organization.

YEAR	GROUP or ACTIVITY	
2000	Boy Scouts	C
2000	Little League Baseball	T
2001	Boy Scouts	C

YEAR	GROUP or ACTIVITY	
2001	Little League Baseball	T
2001	6 th Grade Wrestling	S
2001	Marching Band	S



WYOMING 4-H

SECTION 5 PARTICIPATION & NON 4-H EXPERIENCES

Statewide Opportunities <i>Include participation in state contests, camps, clinics, trips, etc.</i>									



WYOMING 4-H

**SECTION 5
PARTICIPATION &
NON 4-H EXPERIENCES**

<p style="text-align: center;">County Opportunities</p> <p style="text-align: center;"><i>Include participation in contests, camps, clinics, trips, fair, Achievement Night, presentations given, fundraisers, etc.</i></p>									
Club Opportunities									
Community Club Meetings:	Attended #		meetings of #		held.				
Project Club Meetings:	Attended #		meetings of #		held.				
Other Project Exhibitions									
<i>(National Western Stock Show, Prospect Shows, etc.)</i>									

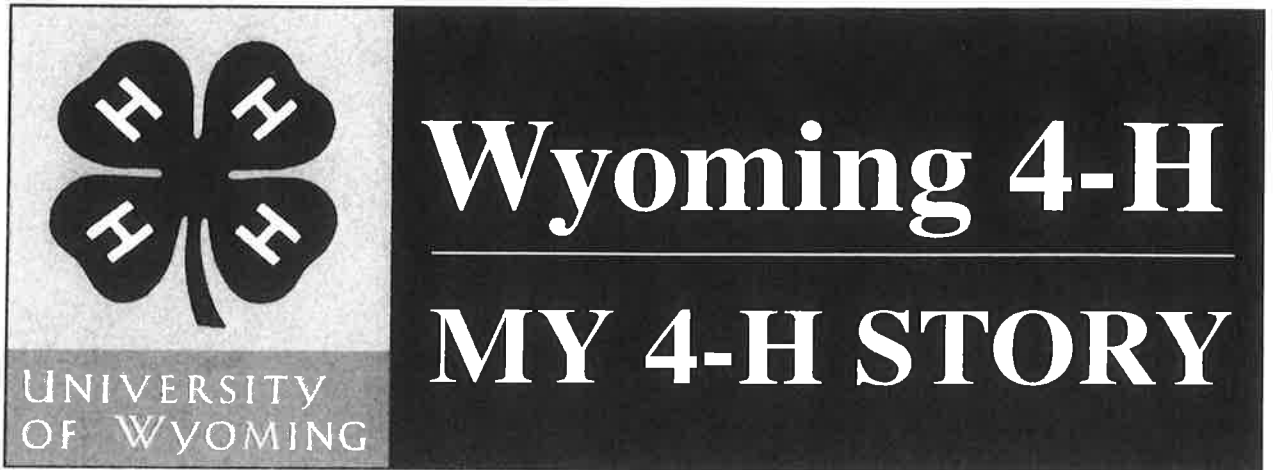


WYOMING 4-H

SECTION 5 PARTICIPATION & NON 4-H EXPERIENCES

YEAR	GROUP or ACTIVITY	Level

YEAR	GROUP or ACTIVITY	Level



S E C T I O N 6



WYOMING 4-H

SECTION 6
MY 4-H STORY

Your 4-H Story should tell about all of the fantastic opportunities you have had while in 4-H. Emphasize what you have learned as a result of being in 4-H as well as what those experiences have taught you and how they have helped your own personal growth and development.

Fill up to four (4) pages with your stories, insight, and perspective.

The following topics may help you develop your story:

Introduce yourself. You may wish to include your age, personal interests, information about your family, where you live, where you go to school, when and why you joined 4-H, etc.

Highlight all 4-H projects and activities including major learning experiences, special interests, and unusual situations.

Explain how 4-H helped you become a better leader and citizen. Describe how 4-H has increased your interest and participation in community affairs and what you have learned from team efforts.

Describe how 4-H participation has helped you to feel good about yourself, influenced your school and career goals, and impacted your use of leisure time. Tell about your future plans and the career you want to pursue.

UNIVERSITY
OF WYOMING



WYOMING 4-H

**SECTION 6
MY 4-H STORY**

A large, empty rectangular box with a thin black border, intended for the student to write their 4-H story.

UNIVERSITY
OF WYOMING



WYOMING 4-H

**SECTION 6
MY 4-H STORY**

UNIVERSITY
OF WYOMING



WYOMING 4-H

**SECTION 6
MY 4-H STORY**

UNIVERSITY
OF WYOMING



WYOMING 4-H

**SECTION 6
MY 4-H STORY**

A large, empty rectangular box with a solid top and left border and a dashed bottom and right border, intended for writing a story.

UNIVERSITY
OF WYOMING



UNIVERSITY
OF WYOMING

Wyoming 4-H

4-H PHOTOGRAPHS AND CLIPPINGS

S E C T I O N 7



WYOMING 4-H










SECTION 7 4-H PHOTOGRAPHS & CLIPPINGS

DIARY PAGES

You have successfully written about your 4-H experience and now it's time to show off what you have learned! Use up to four pages (maximum of two pages each for Photographs and Clippings) to display your photographs and clippings showcasing your total 4-H involvement. Include items that show you in action! Think of fun activities you have done through the year, presentations you have given, people you have helped as well as your own personal growth experiences gained throughout the year. Make sure each photo has a descriptive caption or explanation to go along with it.

NOTE: Because this is not a scrapbook please do not shingle photos, create collages, or include ribbons or certificates.

Examples:

PHOTOGRAPHS	PHOTOGRAPHS	CLIPPINGS
 <p>Working on the float at the county fair parade.</p> <p>Visiting the County Safety Clinic</p>  <p>Distributing fliers for the county health department</p> 	 <p>Preparing my food demonstration</p>  <p>Visiting the elderly</p>  <p>Bicycle safety workshop</p>	<p>Preparing my guide dog for the County Parade</p>  <p>Gathering food for the Food Pantry</p>  <p>Conducting a traffic safety demonstration</p> 



WYOMING 4-H

**SECTION 7
4-H PHOTOGRAPHS**



WYOMING 4-H

**SECTION 7
4-H PHOTOGRAPHS**



WYOMING 4-H

**SECTION 7
4-H CLIPPINGS**



WYOMING 4-H

**SECTION 7
4-H CLIPPINGS**