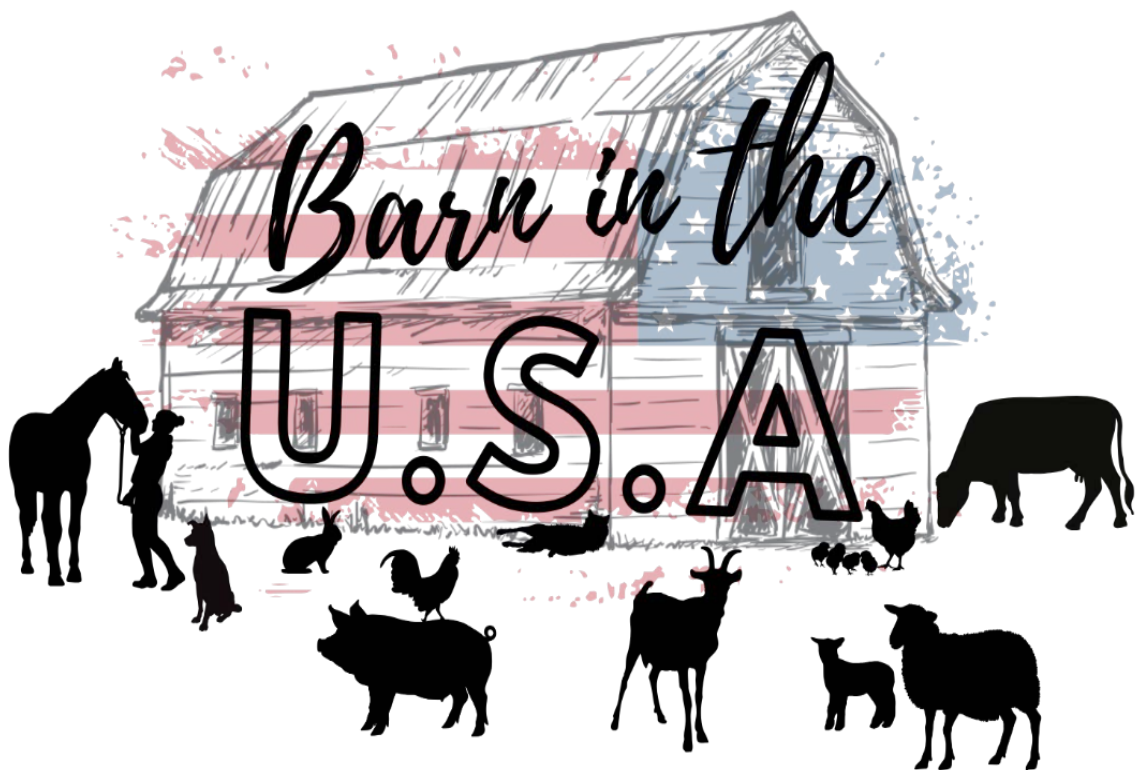


**THE NIOBRARA COUNTY FAIR
PRESENTS:**



**2024
LUSK, WY**

4080 US HWY 20 ~ PO BOX 210 ~ Lusk, WY 82225

307-334-3534

<https://wyoextension.org/niobraracounty/>

Find us on *Facebook*: “Niobrara County Fair” & “Niobrara County
4-H & Extension”



EXTENSION OFFICE STAFF

Kellie Chichester ~ *Extension County Coordinator,
4-H/Youth Educator*

Isaiah Richardson ~ *Administrative Assistant/Fair Board Clerk*

Crystal Zerbe ~ *Cent\$ible Nutrition, Community
Vitality and Health Educator*

Tallie Miller ~ *AmeriCorp Student*

Evelyn DesEnfants ~ *AmeriCorp Student*

NIOBRARA COUNTY FAIR BOARD

Ron Nelson ~ *Chairman*

Teri Goddard ~ *Treasurer*

Tandy Dockery ~ *Vice Chairman*

Jessie Reed ~ *Secretary*

Ty Molzahn ~ *Member*

MARKET ANIMAL SALE COMMITTEE

Andrew Wasserburger

Taylor Barnette

Mattie Pfister

Wes Vetter

Jason ZumBrunnen

NIOBRARA COUNTY 4-H COUNCIL

Carrie Bannan ~ *President*

Jessica Yeager ~ *Vice President*

Jamie Miller ~ *Secretary*

Toni Gaukel ~ *Treasurer*

4-H Council

Carrie Bannan

4-H Junior Leaders

Kellie Chichester



Cheyenne River 4-H Club

Shelly Bruch

Cloverleaf 4-H Club

Jamie Miller

Rollicking Ranchers 4-H Club

Carrie Bannan and Amy Applegarth

Fairview 4-H Club

Jessica Yeager

Up and Coming 4-H Club

Heather Goddard & Crystal Olson

Rawhide FFA Chapter

Jason Hubbard



Homemakers Council

Sharon Cardwell

Indian Creek Homemakers

Sue Lang

Road Runners Homemakers

Debby Bayne

Node Homemakers

Carrie Olson



TABLE OF CONTENTS

INDEX OF DEPARTMENTS	5-8
TENTATIVE SCHEDULE, KITCHEN & EXHIBIT HOURS	10-12
GENERAL INFORMATION	14-15
PREMIUMS - ALL DIVISIONS	15
JUDGING PROCEDURES - ALL DIVISIONS	15
4-H INTERVIEW JUDGING SCHEDULE	16
EXHIBIT ENTRY & REMOVAL - ALL DIVISIONS	17
SILENT AUCTION	18
LIVESTOCK AND AGRICULTURE DIVISIONS	19-20
LIVESTOCK/HORSE FITTING AND SHOWING RULES	21
MARKET ANIMAL LIVESTOCK SALE RULES	22-23

DEPARTMENT J: Junior Division - 4-H

(Division Number Page Number)

BEEF CATTLE:

- | | |
|---|----|
| 1). Junior Breeding Beef | 26 |
| Junior Prospect Calf (formerly called 'Feeder') | 27 |
| 2). Junior Market Beef | 28 |

GOATS:

- | | |
|-------------------------|----|
| 5). Junior Dairy Goats. | 29 |
| 6). Junior Meat Goats | 30 |

HORSE:

- | | |
|--------------------------------|----|
| 7). Junior Horse (Halter) | 31 |
| 8). Junior Horse (Performance) | 32 |

RABBIT:

- | | |
|--------------------|----|
| 9). Junior Rabbits | 33 |
|--------------------|----|

SHEEP:

- | | |
|----------------------------|----|
| 10). Junior Breeding Sheep | 35 |
| 11). Junior Market Lamb. | 36 |

SWINE:

- | | |
|--------------------------|----|
| 13). Junior Market Swine | 37 |
|--------------------------|----|

POULTRY:

- | | |
|---------------------|----|
| 15). Junior Poultry | 38 |
|---------------------|----|

ALL PRE 4-H CLASSES

39

CLOVERBUDS

39

GREIVANCES/PROTESTS: SHALL BE IN WRITING ACCOMPANIED BY \$100.00 CASH AND GIVEN TO THE FAIR MANAGER. THEY MUST BE FILED ON THE DAY THE INFRACTION/COMPLAINT TAKES PLACE. IF ALLOWED BY THE FAIR BOARD THE FEE IS RETURNED. IF THE GRIEVANCE IS NOT ALLOWED THE MONEY WILL BE DEPOSITED INTO THE FAIR-GROUNDS IMPROVEMENT FUND. JUDGES DECISIONS ARE FINAL AND MAY NOT BE PROTESTED.

DEPARTMENT H — 4-H

(Division Number. Page Number)

14. Cats	42	42. Pocket Pets	58
15. Dogs	44	43. Poultry	58
GENERAL EXHIBITS		44. Quilting	59
16. Aerospace	49	45. Rabbit	60
17. Archery	49	46. Range Management	60
18. Beef	49	47. Outdoor Recreation	60
19. Cake Decorating	50	48. 4-H Rifle	60
20. Cat	51	49. Robotics	60
21. Civic Engagement	51	50. Ropecraft	60
22. Computers	51	51. Self Determined	61
23. Crocheting	51	52. Sheep	62
24. Dog Project	51	53. Shotgun	62
25. Electricity	51	54. Sport Fishing	62
26. Entomology	51	55. Swine	62
27. Fabric & Fashion	52	56. Veterinary Science	62
28. Food & Nutrition	53	57. Visual Arts	63
29. Gardening & Horticulture	54	58. Welding	64
30. Geology	54	59. Wildlife & Hunting	64
31. Goats	54	60. Woodworking	64
32. Health	54	61. Youth Leadership	65
33. Horse	54	65. Club Exhibits	65
34. Interior Design	55	CONTESTS	
35. Knitting	55	Born and Raised	68
36. Leathercraft	55	75. 4-H Fashion Revue	66
37. Llamas & Alpacas	55	76. 4-H Livestock Judging	67
38. Muzzleloading	56	78. 4-H Herdsmanship	69
39. Nature & Ecology	56	79. 4-H Showmanship	70
40. Photography	57		
41. Pistol	58		

DEPARTMENT F — FFA

(Division Number Page Number)

1. Agriculture Mechanics	74	3. Classroom	77
2. Agronomy	75	4. Showmanship Contests	78

DEPARTMENT A — OPEN CLASS

(Division Number Page Number)

AGRICULTURE

1. Threshed Grain	81	8. Fruit	90
2. Threshed Forage Seed	81	9. Homemade & Handy	90
3. Sheaf Grain	82	10. Wool Fleeces	91
4. Baled Hay	82	FLORICULTURE	
5. Sheaf Forage & Hay.	83	15. Floriculture: Potted Plants	92
6. Sheaf Forage For Seed	84	16. Floriculture: Artistic Designs	93
7. Vegetables	85	17. Floriculture: Cut Flowers	94

DEPARTMENT B — HOME ECONOMICS

(Division Number Page Number)

CULINARY

18. Bread & Rolls	97	30. Preserves, Marmalades, Conserves & Butter	105
19. Cakes	98	31. Canned Fruit	106
20. Decorated Cakes & Cupcakes	98	32. Canned Tomatoes & Tomato Products	106
21. Cookies & Doughnuts	99	33. Canned Vegetables	106
22. Pastry	99	34. Canned Meat	107
23. Candy	100	35. Pickles & Relish	108
24. Miscellaneous.	100	36. Condiments	109
25. Cooking w/ Honey	100	37. Dried Foods	110
26. Jr. Division Culinary	101	38. Freeze Dried Foods	111
27. Jr. Cooking w/ Honey	101		
28. Jelly	104		
29. Jam	104		

NEEDLEWORK

39. Bed Spreads	112	51. Handbags	115
40. Pillow Cases	112	52. Tapestries	116
41. Sheets	112	53. Textile Painting	116
42. Towels	113	54. Handmade Toys	116
43. Miscellaneous	113	55. Pillows	117
44. Doilies	113	56. Afghans	117
45. Luncheon Cloths	113	57. Hand Knitting	117
46. Table Cloths	114	58. Crocheting	118
47. Handkerchiefs	114	59. Machine Stitchery	118
48. Quilts - Hand Quilted	114	60. Puff Painting	118
461. Quilts - Machine Quilted	114	61. Decorated Sweatshirts	119
47. Comforters	114	62. Quilted Items	119
48. Baby Quilts	114	63. Needlework, Any Other	120
49. Rugs	115	64. Needlework, Jr. Division	121
50. Aprons	115	65. Needlework, 25 yrs & older	121
		66. Holiday Stitchery	121

CONSTRUCTED GARMENTS

67. Women's Clothing	122	67. (70) Western Wear	125
68. Men's Clothing	123	70. (71) Costumes	125
69. Infant's & Kid's Clothing	124	71. (72) Jr. Div. Construction (under age 14)	126

DEPT. C - ARTS, PHOTOGRAPHY, CRAFTS & HOBBIES*(Division Number Page Number)*

72. Paintings & Drawings	127	78. Cowboy Crafts	137
73. Photography	130	79. Antique Collections	138
75. Crafts & Hobbies...	133	80. Ceramics	139
76. Special Lapidary Exhibits	137	81. Tole & Decorative Art	139
77. Indian Artifacts	137		

DEPARTMENT G - EDUCATIONAL BOOTHS

82. Homemakers Educational Booth	141
83. General Educational Booth	141
84. Agricultural Booth	142

Grant Curry

Agent

307.532.3610

gcurry@mwfbi.com

1919 East A Street, PO Box 1054

Torrington, WY 82240

grantcurrywv.fbsagents.com



Registered Representative/Securities & services offered through FBL Marketing Services, LLC,
5400 University Ave., West Des Moines, IA 50266, 877/860-2904, Member SIPC.

Farm Bureau Life Insurance Company,** Mountain West Farm Bureau Mutual Insurance Company.

*Affiliates. **Company provider of Farm Bureau Financial Services.



Lynda Lenz CLU[®] ChFC[®] CASL[®]

Agent

1309 9th Street, PO Box 458

Wheatland, WY 82201

Bus 307 322 3244 Fax 307 322 3249

lynda@lyndalenz.com



CONVERSE COUNTY BANK



Now available via text.

(307) 358-5300

Wednesday & Thursday, July 24-25

8:30 a.m. - 4:30 p.m. Exhibit Hall Setup

Friday, July 26

9:00 a.m. Judging all indoor Exhibits (all exhibits except Garden & Horticulture, Department A)

7:00 p.m. Eastern Wyoming Ranch Rodeo Performance
(Rules Mtg. @ 6 p.m., Calcutta @ 6:30 p.m.)

Saturday, July 27

7:00 a.m. 4-H Council Color Run

Sunday, July 28

9:00 a.m. Gymkhana (*Pre Entries due by July 24 @ 5 p.m.*)

2:00 p.m. Style Revue Setup

5:00 p.m. All Horses due on the Fairgrounds for Health Check

Monday, July 29

6:30-8:00 a.m. Free Breakfast - *Sponsored by Lusk ROCS*

8:00 a.m. Youth Horse Show

9:00 a.m. Indoor Judging for Garden & Horticulture and Department A.
Exhibit Hall open following the completion of indoor judging.

3:30-5:00 p.m. Health Inspections

4:00 p.m. Style Revue Practice

5:00 p.m. Reception for Style Revue

6:00 p.m. Style Revue

Tuesday, July 30

6:30-8:30 a.m. Health Inspections

8:30 a.m. All Livestock Due on Fairgrounds

9:30 a.m. Weigh In's

10:30 a.m. Mandatory Livestock Meeting

1:00 p.m. 4-H Livestock Judging Contest

3:00 p.m. Youth Poultry/Rabbit Show

4:00 p.m. Cow/Calf Interviews

5:00 p.m. FREE BBQ - *Sponsored by Bloomers, Hickory Creek Catering*

6:00 p.m. Corn Hole Tournament

6:30 p.m. Barn USA Talent Show

ACTIVITIES AND SCHEDULE (CONTINUED NEXT PAGE)

Wednesday, July 31

6:30 a.m. Free Breakfast-Sponsored Niobrara County Fairgrounds Foundation

9:00 a.m. Youth Goat Show Followed by Youth Sheep Show

2:00 p.m. Wyoming Walks (meet at the Fairgrounds flagpoles)

5:00 p.m. Ron Lund Memorial FREE BBQ - Sponsored by: Harmony Lodge 24, Gene and Claudia Bartow

6:30 p.m. Youth Swine Show

Thursday, August 1

6:30 a.m. FREE Breakfast - *Sponsored by Ranchers Feed & Supply Inc., Hubbard Feeds Inc.*

6:30-7:30 a.m. Health Inspections

7:30 a.m. Cow/Calf Pairs Due on Fairgrounds

9:00 a.m. Youth Beef Show,
Bids Open for Youth Silent Auction

5:00 p.m. Junior Livestock Sale FREE BBQ - *Sponsored by: Clark & Associates, Insurance Corner, Ranchers Feed & Supply*

6:30 p.m. Junior Livestock Sale
Fair Dance (following sale)

Friday, August 2

8:00 a.m. Youth Dog Show

10:00 a.m. Youth Round Robin Contest

1:00 p.m. Youth Livestock Ultrasound Contest

1:00 p.m. Youth Pet show

5:00 p.m. FREE BBQ— *Sponsored by: NEA, Niobrara County Cattlewomen, Angry Irishman*

5:30p.m Silent Auction Bids Close

7:00 p.m. Ag Olympics
(Rules MTG @ **6:00 p.m.**)

FREE for Spectators!!!!

Completed entry forms and fees due to the Extension Office by 5:00 pm on August 1st.

NO LATE ENTRIES ACCEPTED!!4 Person Teams - Calcutta before each age division.

Divisions will be:

- Peewee (entering Kindergarten, 1st or 2nd grade ... Entry fee - \$20
- Junior (entering 3rd—5th grade ... Entry fee - \$40
- Intermediate (entering 6th—8th grade... Entry fee - \$40
- Senior (High School age ... Entry fee - \$60 Adults ... Entry fee - \$60

ACTIVITIES AND SCHEDULE (CONTINUED NEXT PAGE)

Saturday, August 3,

8:30 a.m. Breakfast for 4-H & FFA Members and their families - *Sponsored by:*
Niobrara County Fair Board

State Fair Sign up *see box below*

9:00 a.m. Begin Clean-up and Release of Indoor Exhibits- **NO ANIMALS WILL BE RELEASED UNTIL CLEAN-UP IS COMPLETELY FINISHED!**

STATE FAIR SIGN-UP - *For ALL 4-H exhibitors, contestants, and parents!* Each family interested in exhibiting LIVESTOCK at the State Fair **MUST** be in the cafeteria at 8 a.m. Saturday morning. Parents **MUST** come with each 4-H Member. We will do a general group meeting first and hand out paperwork. We will meet in the cafeteria to complete State Fair entries. Should this go longer than 9 a.m., we will continue through breakfast until everyone is signed up.

EXHIBIT HALL HOURS	
Monday	Exhibit Hall will open after judging is completed Approximately 12:00 – 6:00 p.m.
Tuesday- Friday	8:00 a.m. - 8:00 p.m.
SATURDAY	9:00 a.m. -10:00 a.m. (For exhibit & booth removal)
KITCHEN HOURS	
FRIDAY, JULY 26	8:00 a.m. - 2:00 p.m.
MONDAY	9:00 a.m. - 2:00 p.m.
TUESDAY	9:00 a.m. - 3:00 p.m.
WEDNESDAY	9:00 a.m. - 4:00 p.m.
THURSDAY	9:00 a.m. - 4:00 p.m.
FRIDAY	9:00 a.m. - 3:00 p.m.

	Tom & Valerie Wasserburger Owners
	Pioneer 731 South Main Street P.O. Box 87 Lusk, WY 82225 P: (307) 334-2640 F: (307) 334-2660 Reservations: 1 (800) 528-1234 bestwestern.com



**We know how important
agriculture is to our community
& we are proud to support
Wyoming's 4H & FFA youth.**

**Good luck to all the great kids
participating at the Niobrara County Fair!**

Douglas

709 S 4th St
307-358-1968

Newcastle

24 N Sumner Ave
307-746-4411

Firstnorthern.bank





NMLS#402576

**WE'RE
WYOMING
IN A BANK**

**Wyoming is humble,
where hard work
speaks for itself.**

**TORRINGTON 2000 Main St.
307.532.2181 • wypinnbank.com**

 MEMBER FDIC

 **Pinnacle
Bank**

GENERAL INFORMATION - ALL DIVISIONS

- A. For regulations and information pertaining to a particular division (4-H, FFA -or- Open Class) refer to that division.
- B. The Niobrara County Fair Board in conference with its judges, reserves the right to interpret all rules and regulations and to rule on any matters or differences arising out of published rules; or in matters not covered in print.***
- C. Open Class exhibitors must be current residents, or live in Niobrara County at least two months out of the year, (or have Lusk, Lance Creek, Keeline, Lost Springs, Van Tassell, Manville, or Node addresses); or be an active member of a Niobrara County Homemakers Club or a current member of a Niobrara County 4-H Club/Rawhide FFA. Only Niobrara County 4-H members may enter in the 4-H Divisions, and only Rawhide FFA members may enter in the FFA Divisions.

- D. Work must be done from County Fair 2023 to County Fair 2024
- E. Work cannot have been shown at a previous County Fair.
- F. Work must be done by the exhibitor.
- G. All 4-H and FFA members must be in good standing with their organizations to be eligible to participate in the County Fair.

PREMIUMS - ALL DIVISIONS

- Premium awards are listed with the General Rules applying to each division.
- If the total premiums due in any division, or class exceed the allocated amount, the Fair Board reserves the right to scale down the amount of premium paid to any exhibitor.
- Exhibitors should cash their checks immediately

Youth Premiums

- 4-H and FFA Premiums will be withheld until the end of the project year in October. No premiums will be paid to 4-H and/or FFA members who do not complete their projects and record books (4-H only) or do not clean their livestock and/or horse stalls at the completion of the County Fair. **If each of the member's Record Books does not receive at least a red ribbon, their premiums will be forfeited.**

JUDGING PROCEDURES - ALL DIVISIONS

Every effort will be made to secure competent judges. Judge's decisions are final and no appeals will be accepted.

1. **Judging for all indoor exhibits begins promptly at 9:00 a.m. on Wednesday, and no late entries will be accepted.**
2. Any exhibitor, or representative of, who interferes with the judge's performance or placings in any way or form; will cause the exhibitor's disqualification from competition and forfeiture of all premiums and ribbons awarded.
3. Any exhibit found to be tampered with, doctored, or entered in violation of rules applying to a particular lot or division, will forfeit all premiums and ribbons awarded. Disqualification from future competition may be imposed.
4. In case of no competition, or where insufficient entries are made to place them in order of merit, or where entry quality does not meet standards, the judge is not bound to award any particular ribbon type. No "automatic" Blue Ribbon will be awarded.

The judges will place all creditable exhibits in each class into groups according to excellence. These differ in each main division.

4-H AND FFA INTERVIEW JUDGING SCHEDULE

- Interview judging for indoor project areas (except for Department A entries and 4-H Gardening/Horticulture) will be held on Friday, July 26th, starting at 9:00 a.m.
- Interview judging for Department A entries and 4-H Gardening/Horticulture will be held on Monday, July 29th, starting at 9:00 a.m.
- All 4-H and FFA members are asked to be in the auditorium during their scheduled club interview time starting at 9:00 a.m.

4-H and FFA Divisions:

- Danish System: Blue Ribbon Group, (very good), Red Ribbon Group, (good), White Ribbon Group, (satisfactory).
- In addition: Family & Consumer Sciences, General and Agriculture exhibits of Superior Merit will be awarded a Purple Ribbon. Exhibits judged as Champion and Reserve Champion are awarded appropriate ribbons.
- There are no predetermined numbers of ribbon awards to be placed in any one ribbon group.
- Ribbons are awarded according to individual merit.

"The University's policy has been, and will continue to be, one of nondiscrimination, offering equal opportunity to all employees and applicants for employment on the basis of their demonstrated ability and competence without regard to such matters as race, sex, gender, color, religion, national origin, disability, age, veteran status, sexual orientation, genetic information, political belief, or other status protected by state and federal statutes or University Regulations. To file a complaint, write the UW Employment Practices/Affirmative Action Office, University of Wyoming, P.O. Box 3434, Laramie, Wyoming 82071-3434."



Empowering your financial goals

luskstatebank.com

Open Class Division:

- Exhibits entered in any one class or exhibit group will be placed according to individual merit within the group; American System:
- 1st place - Blue Sticker, 2nd place - Red Sticker, 3rd place - White Sticker
- Only one Blue, Red, and White sticker can be awarded per class.
- Champion and Reserve Champion ribbons will be awarded in cases where exhibit merit is warranted.
- Stickers may be exchanged for corresponding colored ribbons at the Extension Office after the Fair if desired.
- Open Class exhibitors are allowed multiple entries per class.

EXHIBIT ENTRY AND REMOVAL-ALL DIVISIONS

- A. All exhibits, 4-H, FFA, and Open Class must be entered on the proper form. Entry forms are requested to be received at the Extension Office by July 8th. **ABSOLUTELY NO OPEN CLASS ENTRY FORMS WILL BE ACCEPTED AFTER 5 PM ON Wednesday, July 24th.**
- B. 4-H, FFA, and Open Class exhibitors will receive computer-printed entry tags upon arrival at the Fair. It is the exhibitor's responsibility to determine if the information on the tag is correct and attach it correctly to the exhibit. All entries must be completed, grown, or be of the current year's efforts to be eligible for competition.
- C. Entries remain the property of the exhibitor who is also responsible for entry and removal. Niobrara County Fair and its management are not responsible for the loss, theft, damage to, injury, or death of exhibits.
- D. All entries displayed in the Exhibit Hall will be released at 9:00 a.m. on Saturday and must be removed and the surrounding area cleaned by 10:00 am.
- E. Junior Livestock exhibits will not be released on Saturday until clean-up is finished (except for cow-calf pairs, feeder calves, and horses - which are released after judging.)
- F. **The Fair Board reserves the right to withhold premiums on any exhibit removed before release time.**
- G. **The Fair Board also reserves the right to withhold premiums when livestock pens and stalls are not properly cleaned and approved by a Fair Board member or Superintendent.**

GENERAL DISPLAY GUIDELINES

- Posters, pictures, artwork, and photography exhibits should come with a method for hanging them on hooks attached to pegboard. If the items cannot be hung, they will be displayed on the floor or table.
- Display boards or poster boards must be able to stand "on their own" on a table.
- Oversized exhibits will be displayed as space permits.

Club Basket Silent Auction

Each 4-H Club and the Rawhide FFA Chapter will have a basket up for silent auction during the Fair.

- All proceeds will go to that club/chapter.
- Bidding will take place on bid sheets from Monday afternoon until 5:30 p.m. on Friday.
- The successful bidder for each basket will be announced during the Ag Olympics event Friday evening.
- Baskets will not be distributed until payment is received.

DECKER'S M·A·R·K·E·T

Family Tradition Since 1911

BAKERY • DELI • COLD DRINKS • ICE



*Everything you need
all in one convenient location!*

deckersmarket.com

GENERAL INFORMATION

LIVESTOCK AND AGRICULTURE - 4-H & FFA DIVISIONS

1. The Fair Board will have a veterinarian onsite to do health inspections at the following times:

Sunday ... Horse walk-thru at 5:00 p.m.

Monday ... 3:30 p.m. - 5:00 p.m.

Tuesday ... 6:30 a.m. - 8:30 a.m.

Thursday ... 6:30 a.m. - 7:30 a.m.

No animal (other than dogs), will be let on the Fairgrounds or stalled without the above-mentioned health inspection.

2. **STALLING** - Livestock will be assigned pens or stalling areas by the Superintendent. All cattle will be secured with both halter and necktie. Official tie-outs will be available for all beef cattle. All cattle will be tied out at night and be secured with **BOTH HALTER and NECK TIES**. Cattle must be back in their stalls by 9:00 a.m. each morning and must remain tied in the barn until 6:00 pm. **NO GRAIN ALLOWED IN BEEF STALLS**
3. **SHOWTIMES** - Exhibitors must show at the scheduled time. Any animal inadvertently entered in the wrong class may be assigned correctly or disqualified at the show committee's discretion. Times will be posted in barn areas and will follow the order printed in the fair book unless circumstances dictate changes. Exhibitors will be given sufficient notice of show times.

4.

OWNERSHIP DEADLINES:

- MARKET CATTLE ... *February 1st*
 - HORSES ... *May 1st*
 - DOG ... *May 1st*
 - BREEDING CATTLE (including prospect 'feeder' calves) ... *June 1st*
 - ALL OTHER Junior livestock (sheep, swine, rabbits, goats, etc.) ... *June 1st*
 - Proof of ownership by the ownership deadline **MUST** be provided to the Extension Office (i.e. Form A, bill of sale, or registration papers).
5. All market goats and lambs must still carry all of their milk teeth; normally these animals are younger than one year of age.
 6. **SHOWMANSHIP** - Any animal is eligible within their respective species with the exception of bulls, stallions, rams, billies, and boars. A member must show their own project animals in showmanship. *Animals shown in showmanship must be shown in either a market or breeding class to be eligible.*

7. **COUNTY 4-H AGE CLASSIFICATION FOR SHOWMANSHIP** - Divisions are based on age as of January 1 of the current fair year. Junior (8-10 years), as of January 1, 2024, Intermediate (11-13 years), as of January 1, 2024, Seniors (14-18 years) as of January 1, 2024. **ONLY ANIMALS SHOWN AT THE NIOBRARA COUNTY FAIR CAN BE SHOWN AT STATE FAIR.FOR STATE FAIR** - Junior members: 8-10 years old as of January 1, 2024; Intermediate members: 11-13 years old as of January 1, 2024;

THE DRESS CODE for showing livestock includes:

- Clothing should be neat, clean and free of holes.
- Long or short-sleeved button-up shirt (polos included) should be worn.
- Long pants and appropriate footwear (no sandals, open-toed or tennis shoes) should be worn.
- When showing Dairy animals, white attire should be worn.
- FFA members should refer to the FFA dress code.

If you choose not to wear the suggested clothing you may be placed lower in your class based on the judge's discretion. Judging preference will not be given to flashy dressing.

Senior members: 14-18 years old as of January 1, 2024.

8. Judges will place the blue group exhibits in order of merit

HERDSMANSHIP

- Animals must be in the barn from 9:00 a.m. - 6:00 p.m.
- Pens and stalling areas must be cleaned and bedded by 9:00 a.m. each morning arrangements must be made with other 4-H or FFA members to care for stalling areas if the exhibitor cannot be present. Failure to keep the display area clean and have stalls/pens orderly at all times may result in forfeiture of premiums and/or awards.
- Show boxes and other gear must be placed in such a manner that traffic through the barns is not obstructed.
- A selected committee will conduct an ongoing evaluation of each club during the Fair. Awards will be given to clubs showing excellence in their efforts.
- Cattle must be tied out in the official tie-out area and secured with both halter and necktie. Cattle must be watered outside the barn, in order to prevent wet, slippery floors in the barn.

LIVESTOCK/HORSE FITTING AND SHOWING RULES

All participants in the Niobrara County Fair must be involved and interact in the daily care and preparation of their fair projects.

A 4-H or FFA member must take care of, groom, and fit their own animals at Fair. A 4-H or FFA member may be assisted by others enrolled in 4-H or FFA. Youth exhibitors are expected to clean their own stalls, alley way, and tie out area. Adults are not allowed to feed, clip, groom, or wash animals once livestock are on the Fairgrounds. However, in the interest of safety, an adult may assist members if an animal blows up, gets away from a member, or needs medical treatment.

Assistance is defined as a learning situation where the person doing the assisting is educating the youth member as to the technique in fitting and showing. This person is allowed only to show the Exhibitor the proper skill or technique/skill required. The exhibitor is expected to be present and to perform the majority of each technique/skill required.

Violations of this rule must be reported to a Fair Board member before the animal enters the show ring. First violation will result in a verbal warning. Second violation will result in disqualification of the animal from the Niobrara County Fair.

Members must exhibit their own livestock. In the case of multiple entries, other 4-H/FFA members may assist in showing the livestock.

Yearling bulls must be shown with a bull lead nose ring.

NO BEEF GROOMING CHUTES ALLOWED IN THE BARN AT ANY TIME

4-H FAMILY BACKUP ANIMAL

The 'Family Back-up Animal' is an opportunity for families to identify an animal as a 'backup' in the case of death, not making weight, or other unforeseen circumstances. Those livestock eligible for this opportunity include: Market Beef, Market Goat, Market Sheep, and Market Swine. These animals must be officially designated each year by the May Weigh-ins. Please refer to **Page 28** of the 4-H Member Handbook for rules and further information, or contact the Extension Office.

ULTRASOUND CONTEST

An ultrasound contest will be held on Friday beginning at 1:00 p.m. for all 4-H and FFA Market Beef, Goat, Sheep, and Swine projects. All Market Beef, Goat, Sheep, and Swine members must ultrasound at least one animal in each project area.

Animals MUST have made weight to be eligible for the Ultrasound Contest. Animals MUST have an initial weight on file to participate.

Dr. Steve Paisley, UW Extension Beef Specialist and Certified Ultrasound Technician will be collecting the ultrasound images and determining the winner of each of these contests.

MARKET ANIMAL LIVESTOCK SALE

SALE RULES:

1. Each exhibitor may sell one beef, one lamb, one hog, one goat, one pen of rabbits, and one pen of poultry.
2. To be eligible for sale, an animal must meet minimum show weight for its type, and have been shown in its respective class, and the member **must** attend at least one livestock judging **AND** at least one Educational Opportunity ("Ed. Op.") during the year.
3. Members must complete a consignment form for each species they intend to sell within thirty minutes of the end of the respective livestock show, and submit said form to a designated Fair Board representative.
4. If animals are not tagged and recorded with the Extension Office they will not be sold at the Junior Livestock Sale.
5. Minimum Show and Sale Weights:

Market Steers	1150 lbs. minimum	1400 lbs. maximum
Market Heifers	1050 lbs. minimum	1400 lbs. maximum
Lambs	110 lbs. minimum	150 lbs. maximum
Hogs	220 lbs. minimum	285 lbs. maximum
Market Goats	50 lbs. minimum	
Market Rabbits	5 lbs.	

Note: Animals not making the minimum weight **will not** be eligible for the Junior Livestock Sale. Animals will be shown in a special feeder class. Animals weighing more than the maximum weight will be allowed to sell in the Junior Livestock Sale. However, any poundage over the maximum will be given to the buyer for free. There is NO maximum on-show weight. Maximum weight pertains to pay weight only. Animals exceeding the maximum weight are still eligible for Grand/Reserve Champion selection.

6. **THERE WILL BE NO RE-WEIGHING OF ANIMALS!!!!**
7. Two individuals appointed by the Fair Board will weigh and record fair weights. **NO ONE ELSE IS ALLOWED** in the weigh-house during the weighing of the animals.
8. **ALL ANIMALS MUST BE SHOWN IN A MARKET CLASS IN ORDER TO BE ALLOWED TO SELL.**
9. **ALL CHAMPION & RESERVE MARKET ANIMALS MUST SELL.**
 ⇒Should one member own both the Grand and Reserve Champion animals of one species—the member does **NOT** get to choose which animal to sell.
They MUST sell the Grand Champion animal of that species.
10. The Sale Committee reserves the right to weigh animals on the day of delivery. They must have maintained or gained weight since County Fair.
11. The Sale Committee will do everything in its power to have all bills sent no later than September 1st and payment sent to you as soon as possible. **HOWEVER**, please note that you will not receive payment until the Extension Office has received your thank you note, **STAMPED AND ADDRESSED. DO NOT SEND** them directly to the buyer, we must see them first. **FURTHERMORE**, you will not receive payment until your buyer has paid!
12. Sale checks will be mailed to the address you provide on your consignment form.
13. **All poultry must be delivered to the buyer within two weeks of the Market Animal Sale.**

NIOBRARA SENIOR CENTER

611 E 6TH STREET 307-334-2561

OPEN 8 AM-4 PM; MONDAY – THURSDAY

8 AM-3PM; FRIDAY

SERVICES INCLUDE: LIGHT HOMEMAKING, LIFELINES, PUBLIC TRANSPORTATION, MEALS AT THE CENTER AND HOME DELIVERED MONDAY – FRIDAY, CRAFTS, SEWING, BINGOCIZE, ACTIVITY TRIPS OUT OF TOWN, CARDS AND GAMES. ACTIVITIES AND TRIPS AVAILABLE FOR AGE 60 AND OVER. GRANTS PAY THE LARGER PORTION OF THE COST.

*******COME JOIN US*******

OLD FASHIONED SERVICE FOR MODERN TIMES

LARAMIE PEAK
MOTORS
Ford

Wheatland, Wyoming



10X AWARD WINNER



**DISCOVER
EXCELLENCE**
AT OUR
**AWARD-WINNING
FORD DEALERSHIP**
IN WHEATLAND



**VISIT OUR FAMILY-OWNED DEALERSHIP TODAY!
PROUDLY SERVING SOUTHEAST WYOMING.**



2305 N 16TH ST, WHEATLAND, WY 82201
800-564-2355

www.LaramiePeakMotors.com



GOOD LUCK TO ALL THE PARTICIPANTS!

STOP IN FOR ALL OF YOUR LAST MINUTE LIVESTOCK NEEDS AND SEE OUR COUNTY FAIR SPECIALS!

 www.ranchersfeedinc.com

 925 S. Main Street, Lusk, WY
307-334-3807
Cassie@RanchersFeedInc.com

DEPARTMENT J

JUNIOR BEEF

DIVISION 1 — JUNIOR BREEDING BEEF

1. Crossbred cattle should enter the class they most resemble, not necessarily by breed of sire, etc. If in question, it is the exhibitor's responsibility to present the animal to the show committee prior to the show so that necessary changes can be made.
2. Where limited animals are entered in any particular class, the show committee may combine classes or types.
3. Registration papers are required for Junior Breeding Cattle entered in either the County or State Fair. These papers should be in the member's name prior to or by the ownership deadline.

BREEDS

- | | |
|----------------------------|--------------------------------|
| A. Black Angus | F. Any Other Continental Breed |
| B. Hereford | G. Crossbred |
| C. Main Anjou | H. Dairy Cow - All |
| D. Shorthorn | I. Charolais |
| E. Any Other English Breed | J. Market Heifer |

4. Cow and calf must belong to the member by June 1st of the current year.
5. Cow/Calf Pairs will be judged on the following criteria
 - A. A complete and up-to-date livestock record book (due in the Extension Office on July 30th). 50 pts.
 - B. A personal interview by a committee (interview will be prior to beef show day and will be announced in the monthly 4-H newsletter). 50 pts.
 - C. Visual approval completed by the beef judge. 50 pts.

CLASS: Cow/Heifer	A	B	C	D	E	F	G	H
Junior heifer calf born: Jan. 1 - April 30, 2024	1	11	21	31	41	51	61	
Senior heifer calf born: Sept. 1 - Dec. 31, 2023	2	12	22	32	42	52	62	
Summer yearling heifer born: May 1 - Aug. 31, 2023	3	13	23	33	43	53	63	
Spring yearling heifer born: Mar. 1 - April 30, 2023	4	14	24	34	44	54	64	
Junior yearling heifer born: Jan. 1 - Feb. 28, 2023	5	15	25	35	45	55	65	
Sr. yearling heifer born: Sept. 1 - Dec. 31, 2023	6	16	26	36	46	56	66	
Cow/Calf Pair	7	17	27	37	47	57	67	
Dairy Cow - All ages and breeds								200

BREED

J. Continental Breeds (Classes 85-86)

K. English Breeds (Classes 90-91)

Class: Bull	J	K
Jr. Bull Calf, born Jan. 1 to Apr. 30, 2024	85	90
Sr. Bull Calf, born Sept. 1 to Dec. 31, 2023	86	91

JUNIOR PROSPECT CALF SHOW

1. Prospect Calves (formerly called feeder calves) should arrive on the day of the show and are released following the show.
2. Breed, sex, and birthdate are required at the time of entry.
3. All English-bred calves and crosses will be shown together by sex and age. (Same procedure for exotic calves)

CLASS:

J-100 ... English-bred steer, calved Mar. 1-June 1, 2024

J-101 ... English-bred steer, calved Jan. 1-Feb 28, 2024

J-102 ... Continental-bred steer, calved Mar.1-June 1, 2024

J-103 ... Continental-bred steer calved Jan. 1-Feb. 28, 2024

J-104 ... English-bred heifer, calved Mar. 1-June 1, 2024

J-105 ... English-bred heifer calved Jan. 1-Feb. 28, 2024

J-106 ... Continental -bred heifer, calved Mar. 1-June 1, 2024

J-107 ... Continental-bred heifer, calved Jan. 1-Feb. 28, 2024

J-108 ... Pen of Three Prospect Calves

- a. Each club/chapter may enter up to two Pen of Three Feeder Calves.
 - i. No more than two (animals per pen) may be from one family.
- b. Each pen may have one additional handler to set up and exhibit the pen. ALL exhibitors and handlers must be 4-H/FFA members within their respective club/chapter.

DIVISION 2 —JUNIOR MARKET BEEF

1. Classes will be based on the animal's breed and weight. Special awards will be presented to the top Hereford, Angus, Charolais, Red Angus, English-Cross, and Continental Cross animals or any other breed or crossbreed that an award donor specifically requests.
2. Weigh-ins will be Monday afternoon from 4:00 p.m. – 5:00 p.m. **NO RE-WEIGH'S!**
3. **MARKET HEIFERS MUST BE SPAYED OR RECEIVE A LUTALYSE INJECTION BY A LICENSED VETERINARIAN TWO WEEKS PRIOR TO THE SHOW.**
4. **MEMBER MUST HAVE PROOF FROM LICENSE VETERINARIAN STATING SPAYED OR LUTALYSE PRODUCT USED AND DATE ADMINISTERED. THIS MUST ACCOMPANY THE ANIMAL AT THE HEALTH INSPECTION CHECK-IN.**
5. Market steers and heifers will show separately in their respective classes. The breed Champions will show against each other for Grand Champion Market Beef.
6. Minimum sale weights:
Steers: 1150 lbs. Heifers: 1050 lbs.
Maximum pay weights:
Steers: 1400 lbs. Heifers: 1400 lbs.

DIVISION 2 MARKET BEEF

CLASS:

1. Market Beef Steers
45. Market Beef Heifer
55. Pen of Three
 - a. Each club may enter up to two Pen of Three Market Steers. No more than two (animals per pen) from one family.
 - b. Each pen may have one additional handler to set up and exhibit the pen. All exhibitors and handlers must be 4-H/FFA members within their respective club/chapter.
 - c. Pens will be evaluated on appearance, uniformity, and market quality. Showmanship, appearance, and attitude of the exhibitors will also be strongly considered.
 - d. This class need not be pre-entered.

DIVISION 5 — JUNIOR DAIRY GOATS

1. Does only will be shown.
2. Horned animals will be discriminated against, EXCEPT pygmies which use a different scorecard.

BREEDS:			
A. Saanen	C. LaMancha	E. Nigerian Dwarf	G. Recorded Grade
B. Alpine	D. Nubian	F. All Other Purebreds	

Sr. Division - Animals that have freshened, including dry milkers.							
CLASS:	A	B	C	D	E	F	G
Under 2 years, in milk	1	12	23	34	45	56	67
2 years and under 3 years	2	13	24	35	46	57	68
3 years and under 5 years	3	14	25	36	47	58	69
Does 5 years and over	4	15	26	37	48	59	70
Best Udder	5	16	27	38	49	60	71

Jr. Division - 24 months or younger that have never freshened.							
CLASS:	A	B	C	D	E	F	G
Jr. Kid - born after April 1, 2024	7	18	29	40	51	62	74
Sr. Kid - born Dec. 1, 2023 - Mar.31, 2024	8	19	30	41	52	63	75
Jr. Yearling - born Aug. 1, 2022 to Nov. 30, 2023	9	20	31	42	53	64	76
Sr. Yearling - born April 1, 2022 to July 31, 2023	10	21	32	43	54	65	77

DIVISION 6 — JUNIOR BREEDING MEAT GOAT SHOW

Does:	A	B	C
Doe Kid - born April 1, 2024 and after	1	27	53
Doe Kid - born Jan. 1 - Mar. 31, 2024	2	28	54
Doe Kid - born Sept.1 - Dec. 31, 2023	3	29	55
Yearling Doe - born Sept. 1, 2022 - Aug. 31, 2023	6	32	58
Two-year-old Doe - born Sept. 1, 2021 - Aug. 31, 2023	7	33	59
Three years & older Doe - born before Sept. 1, 2021	8	34	60
Best pair of Does; any age	9	35	61
Bucks:			
Buck kid-born April 1, 2024 and after	14	40	66
Buck kid - born Jan. 1 - Mar. 31, 2024	15	41	67
Buck kid - born Sept. 1 - Dec. 31, 2023	16	42	68
Yearling Buck - born Sept. 1, 2021 - Aug. 31, 2023	19	45	71
Two-year-old Buck - born Sept. 1, 2021- Aug. 31, 2023	20	46	72
Three years and older Buck - born before Sept. 1, 2021	21	47	73
Best pair of Bucks, any age	22	48	74

DIVISION 6 — MEAT GOAT SHOW

Market Goat:	81
Pen of 3 Market Goats	82

BREEDS:

- A. Percentage Boer (1/2 to 7/8 blood)
- B. Full Blood Boer
- C. All other Meat Breeds

JUNIOR HORSE SHOW

General Rules:

1. Rules stated in the current "AQHA" apply unless superseded by County rules.
2. No stallions will be shown in any class.
3. Horses will be stalled by club if space permits. Final procedures will be announced prior to the Fair.
4. All youth members must have their horse ID and a current horse safety certification on file for each horse they are exhibiting prior to fair.
5. Stalls must be cleaned and signed off by superintendent by the end of the fair week.

QH - Quarter Horse

AOB - Any Other Breed

DIVISION 7 — HALTER CLASS

Individual horses may be entered in one halter class only.

****Exhibitors can scratch the day of the show but they cannot add new entries****

****Halter horses may only be shown in one breed division****

CLASS:	QH	AOB
Filly Foaled in 2024	1	15
Filly Foaled in 2023	2	16
Mare Foaled in 2022	3	17
Mare Foaled in 2017-2021	4	18
Mare Foaled before 2017	5	19
Gelding Foaled in 2024	8	22
Gelding Foaled in 2023	9	23
Gelding Foaled in 2022	10	24
Gelding Foaled in 2017-2021	11	25
Gelding Foaled before 2017	12	26

DIVISION 8 —PERFORMANCE CLASSES

1. Classes are divided by: Exhibitors age into Junior, Intermediate, and Senior groups - with the exception of Western Pleasure and Western Equitation, which will be divided on the age of the exhibitor and the age of the horse, with the class #, followed by a J. Junior horses are those foaled after 2019, (5 years and younger).
2. For purposes of safety, a Junior may be assisted by parents, leaders, or other qualified persons in saddling, bridling, and tack change.
3. For purposes of safety, any member may be assisted by an advisor in horse control prior to entering the ring.
4. Working Cow Horse: Seniors only compete at the State Fair. Dry work will be first. Qualifying exhibitors will work cattle.
5. Each horse will be assigned a number and the member must use that correct number for that horse to keep track of points for the All-Round Junior, Intermediate, and Senior Outstanding Performance Horse award.
6. Classes: 142, 143, 144, and 182 are not eligible for the State Fair.

Performance Classes	Senior	Intermediate	Junior
Hunter Hack (County only)	142	143	144
Hunter Under Saddle	145	160	171
Hunt Seat Equitation	146	161	172
Western Pleasure	148	163	174
Western Pleasure	148J	163J	
Western Horsemanship	149	164	175
Western Horsemanship	149J	164J	
Western Riding	150	165	176
Reining	151	166	177
Trail	152	167	178
Barrels	153	168	179
Pole Bending	154	169	180
Working Cow Horse	155	N/A	N/A
Breakaway Roping	156	N/A	N/A
Ranch Sorting	157	182	N/A
Team Roping	158	N/A	N/A
Goat Tying	159	170	186
Ranch Riding	183	184	185

Seniors: age 14 & up as of January 1 of current year.
Intermediates: ages 11-13 as of January 1 of current year. **Juniors:** ages 8-10 as of January 1 of current year.

The Niobrara County Fair Board, 4-H Council and Extension Office prohibit individuals from riding horses bareback, riding double, riding without bridles and reins, or riding backwards. Horses are to be kept in the horse stall and arena areas. Horses are not to be lead or ridden through the other livestock barn area, around the exhibit hall or concession building, on the sidewalks, or on the lawn. Horses should be ridden and/or kept in the horse barn or to the south and east of the horse arena.

DIVISION 9 — JUNIOR RABBITS

1. Rabbits do not need to be pedigreed, registered, or meet ARBA standards; however, exhibitors should show quality entries.
2. Rabbits entered in the State Fair must be tattooed in the left ear.

Doe or buck - and age:					
A	Jr. Doe (up to 6 months)	C	Sr. Doe (8 months & older)	E	Int. Buck (6 - 8 months)
B	Int. Doe (6 - 8 months)	D	Jr. Buck (up to 6 months)	F	Sr. Buck (8 months & older)

CLASS:	A	B	C	D	E	F
Californian	1	2	3	4	5	6
Flemish Giant	7	8	9	10	11	12
French Lop-Broken	13	14	15	16	17	18
French Lop-Solid	19	20	21	22	23	24
New Zealand (All varieties)	25	26	27	28	29	30
Satins (white)	31	32	33	34	35	36
Satins (All varieties)	37	38	39	40	41	42
Purebred	43	44	45	46	47	48
Crossbred	49	50	51	52	53	54
Angora English (All)	57	*	58	59	*	60
Angora French (All)	61	*	62	63	*	64
Dutch (All varieties)	65	*	66	67	*	68
Himalayan	69	*	70	71	*	72
Holland Lop	73	*	74	75	*	76
Jersey Wooly (All varieties)	77	*	78	79	*	80
Mini Lop Colored Pattern	81	*	82	83	*	84
Mini Lop Broken Pattern	85	*	86	87	*	88
Mini Rex Broken Pattern	89	*	90	91	*	92
Mini Rex Solid Pattern	93	*	94	95	*	96
Netherland Dwarf	97	*	98	99	*	100
Polish	101	*	102	103	*	104
Rex Broken Pattern	105	*	106	107	*	108
Rex Colored Pattern	109	*	110	111	*	112
Purebred	113	*	114	115	*	116
Crossbred	117	*	118	119	*	120

FUR CLASSES					
130	Normal, white fur	133	Rex, all colors but white	136	All other Breed Fur (Color)
131	Normal, all but white	134	Satin, white only	137	Fryer Fur, all colors
132	Rex, white only	135	Satin, all colors but white		

RABBITS MUST BE
SHOWN IN A MEAT
PEN CLASS IN ORDER
TO BE ALLOWED TO
SELL.

CLASS 121: Meat Pen: (must be separate rabbits from other classes.) County level-age: up to 70 days and to weigh between 3 and 5 pounds each. Meat Pen consists of 3 animals.

CLASS 122: Single Fryer

(RABBIT) WOOL CLASSES:

CLASS 140: Angora Wool, white only

CLASS 141: Angora Wool, all colors



JUNIOR SHEEP SHOW

DIVISION 10 — JUNIOR BREEDING SHEEP SHOW

1. Classes are listed as for a standard purebred show with entry classifications identical to State Fair. (For State Fair entries see State Fair Book for detailed information on requirements.)
2. The show committee may divide or combine classes according to the number of entries or any other reason deemed necessary.
3. All sheep must be shorn after January 1 of the current year.
4. For County purposes only, classes shown under “flock,” may be a combined group of purebred sheep from one family. No Club or Chapter combinations will be allowed.
5. All sheep shown in flock class must have been shown in their respective classes at the current year’s Niobrara County Fair.

BREEDS:										
A. COLUMBIA			E. SUFFOLK				H. ANY OTHER MEAT BREED			
B. DORSET			F. TARGHEE				I. ANY OTHER HAIR BREED			
C. HAMPSHIRE			G. ANY OTHER WOOL BREED				J. COMMERCIAL - CROSSBRED WETHER TYPE			
D. RAMBOUILLET										
CLASS:										
	A	B	C	D	E	F	G	H	I	J
Ram - 1yr. and under 2 yrs (born in 2023)	1	15	29	43	57	71	85	99	113	127
Fall Ram Lamb (born Sept. 1-Dec. 31, 2023)	2	16	30	44	58	72	86	100	114	128
Winter Ram Lamb (born Jan. 1 - Feb. 15, '24)	3	17	31	45	59	73	87	101	115	129
Spring Ram Lamb (born Feb. 16 - June 1, '24)	4	18	32	46	60	74	88	102	116	130
Pen of 2 Ram Lambs	6	20	34	48	62	76	90	104	118	132
Ewe, 1 yr. Old and under 2 (born in 2023)	7	21	35	49	63	77	91	105	119	133
Fall Ewe Lamb (born Sept. 1 -Dec. 31, 2023)	8	22	36	50	64	78	92	106	120	134
Winter Ewe Lamb (born Jan. 1- Feb. 15, 2024)	9	23	37	51	65	79	93	107	121	135
Spring Ewe Lamb (born Feb. 16 - June 1, 2024)	10	24	38	52	66	80	94	108	122	136
Pen of 2 Ewe Lambs	12	26	40	54	68	82	96	110	124	138
Best 4 Head Lambs from one exhibitor (both sexes represented)	13	27	41	55	69	83	97	111	125	139
Flock (consisting of 1 ram any age, 2 yearling ewes and 2 ewe lambs.)	14	28	42	56	70	84	98	112	126	140

CLASSES FOR NIOBRARA COUNTY FAIR ONLY

CLASS:

- 141.Orphan Ewe Lamb (dropped between January 1 & March 31, 2024)
- 142.Orphan Ewe Lamb (dropped on or after April 1, 2024)
- 143.Orphan Wether Lamb (dropped between January 1 & March 31, 2024)
- 144.Orphan Wether Lamb (dropped on or after April 1, 2024)
- 145.Commercial Ewe Lamb (dropped between January 1 & March 31, 2024)
- 146.Commercial Ewe Lamb (dropped on or after April 1, 2024)
- 147.Commercial Wether Lamb (dropped between January 1 & March 31, 2024)
- 148.Commercial Wether lamb (dropped on or after April 1, 2024)
- 149.Champion and Reserve Champion Commercial Lamb (high animal in the above four commercial lots automatically entered in this lot)
- 150.Commercial Yearling Ewe (one year and under two)

DIVISION 11 — JUNIOR MARKET LAMB SHOW

- 1. Market lambs may be ewes or wethers and must be shorn 30 days prior to County Fair show day.
- 2. Lambs must weigh a minimum of 110 lbs. to sell or show in market classes. Maximum pay weight is 150 lbs. **(NO REWEIGHS!)**
- 3. Lambs will be entered according to the classes listed below. For County Fair purposes, the top 2 lambs from each breed classification will return to be judged for Grand Champion Market Lamb.
- 4. **Niobrara County Fair does not condone lifting of market lambs in the show ring. All lambs must have four feet on the ground in the show ring at all times. Lifting off the ground or placing on any support or altered ring surface is not acceptable. Exhibitors will receive one warning if they are found lifting or slapping lambs. Second offenses will result in automatic exhibitor disqualification.**
- 5. There will be no muzzles, of any type, allowed on youth livestock unless approved in writing by a licensed Wyoming veterinarian and presented to the specific superintendent prior to weighing in their animal. Drenching as a method to source nutrition for an animal is prohibited. Drenching for the purpose of hydration, as prescribed by a licensed veterinarian will be allowed. Drench can be administered ONLY by the 4-H/FFA member who owns the animal.

CLASS:			
1	Blackface	20	Speckled Face
10	Whiteface	45	CLUB PEN OF THREE

- A. Each club may enter a pen of 3 market lambs of any sex. No more than two (per pen) may be from one family.
- B. Each pen may have one additional handler to set up and exhibit the pen. All exhibitors and handlers must be 4-H/FFA members within their respective club/chapter.
- C. Pens will be evaluated on appearance, uniformity, and market quality. Showmanship, appearance, and attitude of exhibitors will also be considered.
- D. This class need not be pre-entered.

DIVISION 13 — MARKET SWINE CLASS

- 1. Minimum weight for market hogs to show and sell is 220 lbs. and maximum pay weight is 285 lbs. **NO BOARS - NO REWEIGHS!**
- 2. Market classes will be separated by weights.
- 3. Class divisions will be established as needed by the show committee after weigh-in.
- 4. Weigh-in is on Tuesday morning at 9:30 AM.
- 5. See "General Livestock info" and Junior Livestock sale rules.

CLASS

- 1. Market Hogs

- 40. Pen of Three Market Hogs
 - a. Each club may enter up to two pens of three market hogs, of any sex. No more than two (animals per pen) may be from one family.
 - b. Each pen may have one additional handler to set up and exhibit the pen. All exhibitors and handlers must be 4-H/FFA members within their respective club/chapter.
 - c. Pens will be evaluated on appearance, uniformity, and market quality. Showmanship, appearance, and attitude of the exhibitors will also be strongly considered.
 - d. This class need not be pre-entered.

DIVISION 15 — JUNIOR POULTRY

Exhibitors may have no more than 2 entries per class. Each exhibitor may enter a total of 20 individual birds in all divisions (including fryer pens)

Standard Poultry:

- A. Cock-Male fowl one year and older
- B. Cockerel: Male fowl less than one year old
- C. Hen: Female fowl one year old and older
- D. Pullet: Female fowl less than one year old
- E. Mature Trio-one cock and two hens of the same breed and variety
- F. Young Trio-one cockerel and two pullets of the same breed and variety

STANDARD POULTRY:						
	A	B	C	D	E	F
American	1	2	3	4	5	6
Asiatic	7	8	9	10	11	12
Continental	13	14	15	16	17	18
English	19	20	21	22	23	24
Mediterranean	25	26	27	28	29	30
Other Breeds	31	32	33	34	35	36
BANTAM POULTRY:						
Game Breeds	40	41	42	43	44	45
Single Comb-Clean Leg	46	47	48	49	50	51
Rose Comb Clean Leg	52	53	54	55	56	57
All Other Combs Clean Leg	58	59	60	61	62	63
Feather Legged	64	65	66	67	68	69

For the following please see the State Fair Book for classes and information:
Ducks, Geese, Ornamental Birds, Turkeys, and Waterfowl.

MEAT PENS

Meat Pen of Three Chickens	70
Turkey, 1 bird	71
Meat Pen of two Geese	72
Meat Pen of two Ducks	73
Meat Pen of two Game Birds	74

ALL BIRDS SHOWN IN MEAT PENS

**MUST BE HATCHED IN THE CURRENT YEAR
TO BE ELIGIBLE FOR THE MARKET ANIMAL SALE.**

**POULTRY MUST BE SHOWN IN
A MEAT PEN CLASS IN ORDER TO
BE ALLOWED TO SELL. TURKEYS
MUST SHOW IN MARKET CLASS.**

DIVISION 000 — Pre-4-H Classes (County Fair Only)

Premiums for Pre 4-H: \$2.00 per exhibit - (Classes 1-9)

Pre-4-H: Any youth eligible under General Rules for residency and under 8 years old on January 1 of the current year may enter the following:

- CLASS 1** - Pre 4-H one lamb
- CLASS 2** - Pre 4-H one calf
- CLASS 3** - Pre 4-H one horse (no stallions)
- CLASS 4** - Pre 4-H one pig
- CLASS 5** - Pre 4-H one rabbit
- CLASS 6** - Pre 4-H one dog
- CLASS 7** - Pre 4-H one cat
- CLASS 8** - Pre 4-H one goat
- CLASS 9** - Pre-4-H one poultry
- CLASS 10** - Any Pre-4-H Static Exhibit

DIVISION 001 - 4-H CLOVERBUDS (County Fair Only)

Premiums for 4-H Cloverbuds: \$2.00 per exhibit

4-H Cloverbuds: Any youth officially enrolled as a Niobrara County 4-H Cloverbud member.

Unlimited entries per participant

CLASS 1 - ANY EXHIBIT



"OWNED BY THOSE WE SERVE"

3951 US HWY 20 - P.O. Box 697
Lusk, Wyoming 82225-0697
Office: 1-800-322-0544
or 1-307-334-3221
FAX: 307-334-2620

Mission Statement

Niobrara Electric Association, Inc.'s Mission Statement

The Niobrara Electric Association was organized under Wyoming statutes as a non-profit cooperative organization. As such, we recognize certain responsibilities to our members, employees, and the communities we serve. We believe in equitable treatment for all members and we believe our members deserve the highest quality service. Our purpose, beyond this service to our members and communities, is to train our personnel so that each can fulfill his or her duty and provide professional service. We believe that all elements should work together in such a way that reflects our desire to be an asset to our community, our state, and our nation. In harmony with our philosophy we have formulated a summary of objectives fit for our purpose:

- WE WILL render adequate and dependable electric service at the lowest possible cost, on an area coverage basis, consistent with sound engineering and business practices.
- WE WILL encourage maximum use of electric power by members so as to improve farm production, living standards, economic health of the community, and assure sufficient revenue to meet the obligations of the business.
- WE WILL retire loans as early as possible commensurate with other objectives.
- WE WILL establish and maintain accurate records and systems of accounts to protect the members and lienholder and to make satisfactory accounting of business resources to members, lienholder and regulatory bodies.
- WE WILL establish and maintain adequate cash reserves to replace worn out properties, and to perform maintenance and right-of-way upkeep necessary to render adequate and dependable electric service to the members.
- WE WILL develop an organizational structure with trained personnel qualified to perform services required by members.
- WE WILL operate on a non-profit basis to the ultimate end that members will be receiving service at cost. This objective includes the refund of patronage capital to members on a first-in first-out basis.

Congratulations Niobrara 4H-ers!

Bring in this ad for
10% off your order!



Lusk Subway- 601 S. Main St.



*Sandrock
Vision, LLC*



1005 W. 11th St. Lusk, WY 82225

Carla D. Shoults O.D.

Office Manager: Skeeter Shoults

Optician: Cindi Santistevan

Phone: (307) 334-9995

Fax: (307) 334-9944

**The Joys of
4-H & Kids**

We're Proud of the way 4-H
helps to make dreams a reality!

Silver Cliff Vet Clinic

910 E. Railroad Ave. • Lusk
334-2361

DEPARTMENT H - (4-H)
DIVISION 14 — 4-H CAT SHOW

<p>Premiums: Champion - \$3.50, Reserve Champion - \$3.50, Purple - \$3.50, Blue State Fair \$3.00, Blue - \$2.50, Red - \$2.00, White - \$1.50</p>
--

1. The "Household Pet" cat is a mixed breed or unknown descent.
2. A purebred cat is one belonging to a recognized breed with characteristics maintained through generations of unmixed descent; may be registered with a recognized registry.
3. Kittens must be at least 4 months old and not older than 8 months of age. Adult cats are older than 8 months of age. Because of susceptibility to disease, no kitten under 4 months of age will be accepted for competition.
4. No pregnant or nursing cats may be entered.
5. All cats and kittens must have their claws clipped. Declawed cats may enter the show and will not be counted down for declawing.
6. Do not enter your cat if you feel it will not be easily handled by the judge.
7. Each cat or kitten must be wearing a harness or collar (not a safety collar) and a leash. The exhibitor must always wear the leash on their wrist for safety reasons.
8. Exhibitors must furnish their own carpet squares during judging.
9. Exhibitors must provide a proper cage or carrier for their cats/kittens.
10. All exhibitors should wear long-sleeved shirts or blouses with trousers or skirts. NO shorts allowed.

Cats must have current rabies and distemper shots. It is strongly suggested, but not mandatory, that all entries have the combination vaccinations, plus feline leukemia. Vaccinations should not be received within three weeks prior to the show.

~HEALTH CERTIFICATE REQUIRED~

Kitten Classes (4-8 months):

1. Long-haired female
2. Long-haired male
3. Short-haired female
4. Short-haired male

Adult Classes (more than 8 months of age):

5. Purebred, long haired male
6. Purebred, long haired female
7. Purebred, short haired male
8. Purebred short haired female
9. Household Pet, long haired male
10. Household Pet, long haired female
11. Household Pet, short haired male
12. Household Pet, short haired female

FUN Classes:

13. Oldest Cat
14. Longest Tail
15. Longest Whisker
16. Shortest Tail
17. Best Groomed Cat

Cats found to be ill or with parasites (fleas, ear mites, etc.) will not be allowed to show and will be dismissed from the grounds. No cat or kitten may enter the show if there is any (feline) infectious or contagious disease in the household within three weeks prior to the show date.

DIVISION 15 — 4-H DOG SHOW

1. All dogs must be at least 6 months of age by May 1st to compete in the 4-H Dog Show and one year of age by May 1 for agility classes.
2. All dogs entering the 4-H Dog Show must have proof of current immunizations (rabies, distemper, and parvo), by a licensed veterinarian (shot records may be checked when you sign in at the show).
3. All dogs must be on a leash (excluding competition) and under control at all times. Dogs must not be taken near the stock barns. Once the 4-H Dog Show is completed, all dogs must be removed from the Fairgrounds.
4. Vicious dogs will be dismissed from the ring and must be removed from the premises.
5. Females in season will be allowed in classes. However, they will go through at the end of all classes.
6. Spayed, monorchid, and neutered dogs may be shown without judging discrimination.
7. Dogs soiling or urinating in the ring will be disqualified.
8. Dogs must be clean and well-groomed.
9. The show committee reserves the right to ask anyone violating these rules to leave the premises.

Section 2 – Obedience

1. A 4-H member may compete in only one obedience class per dog, with a total maximum of two entries (dogs). Their first dog is referred to as the “A” dog. The other is referred to as the “B” dog for class entries.
2. The first-year beginner novice class is for members who are in their first year of the dog project, not the first year with a new dog. It is designed as a training class for members who do not feel competent to start in the On Leash class. Members may compete in the first-year beginner novice class only once.
3. A 4-H exhibitor with a dog shown previously in obedience classes by another 4-H handler or an obedience title must show the dog by these guidelines:
 - a. Junior and Intermediate-age exhibitors may move back or down one level.
 - b. Senior-age exhibitors must show the dog at the highest level the dog has achieved.
4. A dog receiving a qualifying score of at least 170 points at county fair may advance the following year to the next higher class but must advance after receiving 3 qualifying scores. Once the higher level of obedience is selected for the dog, the member may not drop back to the lower level with the same dog.
5. High in trial will be calculated on the basis of the raw qualifying score plus five additional points with each increase in level of difficulty.
6. Score sheets: The Wyoming 4-H dog score sheets were designed for the benefit of 4-H members. They are intended as guides for judges. Judges use their discretion in deciding the seriousness of errors.
7. All dogs must enter/leave the show ring and compete with a six-foot leash.

8. Bait is not allowed in an obedience competition.
9. Dogs soiling or urinating in the ring during judging will be disqualified.
10. Males and females will be shown in the same class. Females in heat will be shown last in the class and must be kept away from the obedience ring until call time.

CLASS:

1. **FIRST YEAR-BEGINNER NOVICE**
2. **ON LEASH A**
3. **NOVICE A** (on and off leash): For dogs that have not received a first-level obedience title from another organization.
4. **GRADUATE NOVICE A:** For dogs that have received a first-level obedience title from another organization but have not received a second-level obedience title.
5. **OPEN A** (off leash): For dogs that have received a first-level obedience title from another organization but have not received a second-level obedience title.
6. **UTILITY A** (off leash): For dogs that have received a second-level obedience title from another organization.
7. **ON LEASH B**
8. **NOVICE B** (on and off leash): For dogs that have not received a first-level obedience title from another organization.
9. **GRADUATE NOVICE B:** For dogs that have received a first-level obedience title from another organization but have not received a second-level obedience title.
10. **OPEN B** (off leash): For dogs that have received a first-level obedience title from another organization but have not received a second level obedience title.
11. **UTILITY B** (off leash): For dogs that have received a second level obedience title from another organization.

Section 3 - Conformation

- A. All dogs must enter and leave the ring on a leash.
- B. Classes will be subdivided by breeds within a class, if numbers warrant. First place winners in Classes 12-21 will compete for the Best in Show in conformation.
- C. Exhibitors entering more than one dog in any class may be assisted only by another 4-H member, if the dogs must be shown at the same time.
- D. Classes 12-19 will be judged according to AKC standards, but it is not necessary that dogs be registered; they must be purebred - both animal parents of the same breed.
- E. Classes 20 and 21 will be judged according to the predominant breed characteristics and/or soundness, gait, condition and grooming.
- F. Before entering your dog, check the list of breeds that are eligible for each group. It can be found online at (<http://www.Wyoming4H.org>) under the dog link of the projects tab.

CLASS:

- 12. Sporting group
- 13. Hound group
- 14. Working group
- 15. Terrier group
- 16. Toy group
- 17. Non-sporting group
- 18. Herding group
- 19. Any other purebred dogs\ not listed else- where
- 20. Any other dog, over 14" group
- 21. Any other dog, under 14" group

Section 4 - Agility

- A. Dogs must be at least one year of age by May 1st.
- B. State entrants must achieve qualifying scores at their county level before competing in the State 4-H Dog Show. The level at which a member qualifies at the county level is the level in which they will compete at the State 4-H Dog Show.
- C. A dog receiving a qualifying score of at least 75 points at County Fair may advance the following year to the next higher class but must advance after receiving 3 qualifying scores. Once the higher level in agility is selected for the dog, the member may not drop back to the lower level with the same dog.
- D. Youth with a dog shown in previous years by another 4-H handler in or shows sponsored by other dog organizations, must show the dog under these guidelines:
 - Junior and Intermediate aged 4-H youth may move "back or down" one level.
 - Senior aged 4-H youth must show the dog at the same level that the dog competed at previously.
- E. All dogs must enter and leave the ring on leash
- F. Level 1 dogs will run on a leash 6 foot length. Level 2 dogs may use a 6 foot leash, a 6 inch tab for quick corrections, or off leash. Collars must be of a flat, buckle variety with nothing hanging from it such as tags.
- G. Bait is not allowed in agility competitions.
- H. Dogs in season will run at the end of each class.
- I. A time for all handlers (only) to familiarize themselves with the course they are competing in will be established and announced.
- J. Fastest times will be used to break ties on scores at all levels.

Dog Height at Whither	Jump	Tire Jump	Pause Table	Broad Jump
Under 10"	4"	4"	8"	1 board
10" to under 15"	8"	4"	8"	2 boards
15" to under 20"	12"	8"	16"	3 boards
20" and over	16"	12"	16"	3 boards

Agility Level 1

- 22. Under 10"
- 23. 10" to under 15"
- 24. 15" to under 20"
- 25. 20" and over

Agility Level 2

- 26. Under 10"
- 27. 10" to under 15"
- 28. 15" to under 20"
- 29. 20" and over

Agility Level 3

- 30. Under 10"
- 31. 10" to under 15"
- 32. 15" to under 20"
- 33. 20" and over

Agility Level 4

- 34. Under 10"
- 35. 10" to under 15"
- 36. 15" to under 20"
- 37. 20" and over

Agility Level 5

- 38. Under 10"
- 39. 10" to under 15"
- 40. 15" to under 20"
- 41. 20" and over

Agility Level 6

- 42. Under 10"
- 43. 10" to under 15"
- 44. 15" to under 20"
- 45. 20" and over
- 46.



Section 5 - Rally

- A. A dog can be entered in only one rally class.
- B. Dogs soiling in the ring will be disqualified.
- C. All dogs must enter and leave the ring on leash. Those competing in On-Leash classes should do so with a 6-foot leash.
- D. Collars may be flat buckle (leather or nylon) or choke chains.
- E. No bait (dog treats) is allowed in the ring.

Section 5 - Rally			
52	Junior with a Novice dog	57	Senior with a Pre-Advanced dog
53	Junior with a Pre-Advanced dog	58	Junior, Intermediate, or Senior with an Advanced dog
54	Intermediate with a Novice dog	59	Junior, Intermediate, or Senior with an Excellent dog
55	Intermediate with a Pre-Advanced dog	60	Junior, Intermediate, or Senior with an RAE dog (combined Advanced and Excellent classes)
56	Senior with a Novice dog		

CLASSES

Classes are based on age of the youth and the experience of the dog and include:

Novice Dog: A dog competing which has not obtained three qualifying scores from competitions nor has a Rally title from another organization.

Pre-Advanced Dog: A dog which has received three qualifying scores as a Novice Dog but has not earned a qualifying score as an Advanced Dog.

Advanced Dog: A dog which has received three qualifying scores from competitions, received a score at least 70 points in a Novice Dog class, or that has a Rally title from another organization.

Excellent Dog: A dog which has received three qualifying scores from competition, received a score of at least 70 points in an Advanced Dog class, or that has a Rally title from another organization.

Rally Advanced Excellent (RAE): After receiving three qualifying scores from competitions, the handler and dog move up to this level. At this level the handler and dog will compete in both Advanced Dog and Excellent Dog classes at the same show. The handler and dog must earn a qualifying score of 70 in each of the classes (Advanced and Excellent) to earn ribbons and or prizes. Handler and dog may show at this level indefinitely.

DIVISION 16 — 4-H AEROSPACE

- A. No live rocket engines allowed in any display.
- B. All exhibits should attach skills summary questions.
- C. *Please find the appropriate class below.*

DIVISION 17 — 4-H ARCHERY

- A. No live ammunition is permitted.
- B. All exhibits should attach skills summary questions.
- C. *Please find the appropriate class below.*

DIVISION 18 — 4-H BEEF

- A. All exhibits must attach skills summary questions.
- B. All live animals should be entered in appropriate 4-H or junior shows NOT in this division.
- C. *Please find the appropriate class below.*

CLASS NUMBER:

<i>Juniors (8-10 years old)</i>	<i>Intermediates (11-13 yrs old)</i>	<i>Seniors (14-19 years old)</i>
1. First or second year in project	3. First or second year in project	5. First or second year in project
2. Three years in project	4. Three years in project	6. Three years or more in project

\$200 OFF
Any Vehicle Purchase

Coupon must be presented at time of pricing, coupon contains no cash value, limit one per household.

BOB RUWART MOTORS
WHEATLAND, WYOMING

(307) 322-3146
2105 16th St. • Wheatland, WY 82201

CHEVROLET **DODGE**

RAM

CHRYSLER **Jeep**

View Our Entire Inventory At
www.BobRuwartMotors.com

DIVISION 19 — 4-H CAKE DECORATING

1. All exhibits should attach skills summary questions.
2. Open only to members enrolled in Cake Decorating Projects.
3. Decorating must be done on an artificial cake form, such as Styrofoam or inverted cake pan. Do not exhibit real cakes.
4. Exhibits should be placed on disposable plates or boards covered with foil, plastic, or decorative covering, and allow 1" minimum of free space between the cake and the outer edge of the plate or board.
5. Do not bring exhibits on glass plates or valued trays. The Fair Board is not responsible for damage or theft.
6. The design should be suitable for the size and shape of the cake. It should show good use of color and a pleasing combination of decorations.
7. Members must exhibit only in the class or unit in which they are enrolled.
8. Posters should be limited to a maximum of 22" X 28". Place a small hole in the upper center of the poster for hanging. Display boards should not exceed 2'x3'.

CLASS

NUMBER:

ICING-BASED

Juniors (8-10 years old)

1. First or second year in project
2. Three years in project

Intermediate (11-13 yrs old)

3. First or second year in project
4. Three years in project

Seniors (14-19 years old)

5. First or second year in project
6. Three years or more

FONDANT-BASED

Juniors (8-10 years old)

7. First or second year in project
8. Three years in project

Int. (11-13 yrs old)

9. First or second year in project
10. Three years in project

Seniors (14-19 years old)

11. First or second year in project
12. Three years or more in proje

DIVISION 20 — 4-H CAT

- A. All exhibits must attach skills summary questions.
- B. All live animals should be entered in appropriate 4-H or junior shows NOT in this division.
- C. ***Please find the appropriate class below.***

DIVISION 21—4-H CIVIC ENGAGEMENT

- A. All exhibits should attach skills summary questions.
- B. ***Please find the appropriate class below.***

DIVISION 22 —4-H COMPUTERS

- A. All exhibits must attach skills summary questions.
- B. Exhibit may be accompanied with an explanation of operation and directions for use or operation.
- C. ***Please find the appropriate class below.***

DIVISION 23 — 4-H CROCHETING

- A. All exhibits should attach skills summary questions.
- B. Each exhibit may include historical information about the skill exhibited
- C. ***Please find the appropriate class below.***

DIVISION 24—4-H DOG

- A. All live animals should be entered in appropriate 4-H or youth shows— not in this division.
- B. All exhibits should attach skills summary questions.
- C. ***Please find the appropriate class below.***

DIVISION 25 — 4-H ELECTRICITY

- A. All exhibits must attach skills summary questions.
- C. ***Please find the appropriate class below.***

DIVISION 26 — 4-H ENTOMOLOGY

- A. All exhibits must attach skills summary questions.
- B. No live insects or toxic substances allowed.
- C. Insect collections should be display collections.
- C. ***Please find the appropriate class below***

CLASS NUMBER:

Juniors (8-10 years old)

- First or second year in project
- 1. Three years in project

Intermediate (11-13 yrs old)

- 2. First or second year in project
- 3. Three years in project
- 4.

Seniors (14-19 years old)

- 5. First or second year in project
- 6. Three years in project

DIVISION 27 — 4-H FABRIC AND FASHION

Judging: for Div. 24, 30, 41, 42, 53 - Friday, July 26, 9:00 a.m.

- A. All exhibits must attach skill summary questions or they may be penalized at the judge's discretion.
- B. Members may enter multiple entries as long as every item is different in technique or pattern.
- C. All Fabric and Fashion exhibits must be judged at the Fairgrounds starting at 9:00 on July 26
- D. Exhibit must be exclusive work of the 4-H member and a product of the current 4-H year.
- E. All garments considered for the wool award must be labeled wool by a sewn-in label.
- F. Posters and boards should be exhibited with a hanging device.
- G. Buymanship project(s) and exhibits require appropriate forms. The actual garments are not evaluated in the Buymanship Classes.

Construction

Juniors (8-12 yrs old)

- 1. First or second year in project
- 2. Three years in project

Intermediate (11-13 yrs old)

- 3. First or second year in project
- 4. Three years in project

Seniors (14-19 yrs old)

- 5. First or second year in project
- 6. Three years in project

Buymanship

Juniors (8-12 yrs old)

- 7. First or second year in project
- 8. Three years in project

Intermediate (11-13 yrs old)

- 9. First or second year in project
- 10. Three years in project

Seniors (14-19 yrs old)

- 11. First or second year in project
- 12. Three years in project

Embellished or Upcycled

Juniors (8-12 yrs old)

- 13. First or second year in project
- 14. Three years in project

Intermediate (11-13 yrs old)

- 15. First or second year in project
- 16. Three years in project

Seniors (14-19 yrs old)

- 17. First or second year in project
- 18. Three years in project

Educational Exhibit

Juniors (8-12 yrs old)

- 19. First or second year in project
- 20. Three years in project

Intermediate (11-13 yrs old)

- 21. First or second year in project
- 22. Three years in project

Seniors (14-19 yrs old)

- 23. First or second year in project
- 24. Three years in project

DIVISION 28 — 4-H FOOD & NUTRITION

- A. All exhibits must attach skills summary questions.
- B. Recipes are required with all entries. Recipes will not be returned and become the property of 4-H. Recipes must include the member's name, age, and county they are representing.
- C. Only enter foods that can be safely stored at room temperature. Foods determined to be unsafe at room temperature will be disqualified with the decision of the judge being final. (For example, do not enter cream pies, casseroles, or items with cream cheese frosting, etc.) Foods entered should be suitable for freezing prior to State Fair to aid in transportation to the State Fair.
- D. Judges may or may not choose to open, taste, cut, or handle, etc., any entry.
- E. Judges will negatively evaluate entries using commercial cake or bread mixes or those with wrappers (cupcakes, muffins, etc.).
- F. Exhibit on a 6-inch or smaller, plastic-coated or Styrofoam plate when possible.
- G. When smaller items are exhibited (rolls, cookies, biscuits, etc.) enter 3 items for each class.
- H. When single items are exhibited (cakes, loaves, etc.), enter one-fourth of the item. Breads should be displayed as an end-cut, cut from the top crust through the bottom crust.
- I. **Please find the appropriate class below**

PRESERVED

- A. All exhibits must attach skills summary questions.
- B. Recipes are required with all entries. Recipes will not be returned and become the property of 4-H. Recipes must include the member's name, age, and county they are representing.
- C. All exhibits must attach the following information in some fashion:
 - Product name
 - Processing method (boiling water or pressure)
 - If pressure, list pounds of pressure
 - Processing time
 - Altitude where product was processed
 - Style of packing (raw or hot)
 - Source of recipe
 - Drying process and internal temperature (for jerky)
- D. Due to potential hazards of food-borne illness, judges may or may not choose to open, taste, unseal, and handle, etc., any entry.
- E. Clear, clean standard (usually half-pint, pint, or quart) Mason home canning jars in good condition with two-piece metal canning lids (flat lid and band) must be used. Regular or wide-mouth styles may be used.
- F. All entries will be initially evaluated based on meeting food safety guidelines from USDA and current UW publications found at <http://www.wyoextension.org/eatwyoming/preserve.php> including appropriate altitude adjustments and processing times.



DIVISION 29 — 4-H GARDENING & HORTICULTURE

- A. All exhibits must attach skills summary questions.
 - B. Exhibits must be presented on a paper plate for judging.
- Please find the appropriate class below***

DIVISION 30 — 4-H GEOLOGY

- A. All exhibits must attach skills summary questions.
 - B. Use a display board or box suitable for vertical display. Attach specimens with wire to the board or box so there is no possibility of their coming loose.
- Please find the appropriate class below***

DIVISION 31 — 4-H GOATS

- A. All exhibits must attach skills summary questions.
- B. All live animals should be entered in appropriate 4-H or Junior Show **NOT** in this division.
- C. ***Please find the appropriate class below.***

DIVISION 32 — 4-H HEALTH

- A. All exhibits must attach skills summary questions.
- B. ***Please find the appropriate class below***

DIVISION 33 — 4-H HORSE

- A. All exhibits must attach skills summary questions.
- B. All live animals should be entered in appropriate 4-H or junior shows **NOT** in this division.
- C. ***Please find the appropriate class below.***

CLASS NUMBER:

Juniors (8-10 years old)

- 1. First or second year in project
- 2. Three years in project

Intermediate (11-13 yrs old)

- 3. First or second year in project
- 4. Three years in project

Seniors (14-19 years old)

- 5. First or second year in project
- 6. Three years or more in project

**DIVISION 34 — 4-H INTERIOR
DESIGN**

- A. All exhibits must attach skills summary questions.

Please find the appropriate class below

DIVISION 35 — 4-H KNITTING

- A. All exhibits must attach skills summary questions.
B. Each exhibit may include historical information about the skill exhibited.
C. **Please find the appropriate class**



**DIVISION 36 — 4-H
LEATHERCRAFT**

- A. All exhibits must attach skills summary questions.
B. More than one entry may be made in “any other item” classes. However, exhibits MUST be of a different nature.
C. Do not enter buckles with belts, bulbs with lamps, wooden legs with camp stools, or clock movements with clocks. Dyeing will be considered in the judging of leather articles.
D. If a kit is used, clearly explain the type of kit used on the skills summary sheet.
E. **Please find the appropriate class below.**

**DIVISION 37 — 4-H LLAMAS &
ALPACAS**

- A. All exhibits must attach skills summary questions.
B. All live animals should be entered in appropriate 4-H or Junior Show **NOT** in this division.
C. **Please find the appropriate class**

CLASS NUMBER:

Juniors (8-10 years old)

1. First or second year in project
2. Three years in project

Intermediate (11-13 yrs old)

3. First or second year in project
4. Three years in project

Seniors (14-19 years old)

5. First or second year in project
6. Three years or more in project

DIV. 38 — 4-H MUZZLELOADING

- A. All exhibits must attach skills summary questions.
- B. No live ammunition is permitted.
- C. **Please find the appropriate class below.**

DIVISION 39 — NATURE & ECOLOGY

- A. All exhibits must attach skills summary questions.
- B. **Please find the appropriate class**

CLASS NUMBER:

- | <i>Juniors (8-10 years old)</i> | <i>Intermediates (11-13 yrs old)</i> | <i>Seniors (14-19 years old)</i> |
|------------------------------------|--------------------------------------|------------------------------------|
| 1. First or second year in project | 3. First or second year in project | 5. First or second year in project |
| 2. Three years in project | 4. Three years in project | 6. Three years or more in project |



Herren Bros.
True Value

Livestock Equipment
Windmills, Pumps & Supplies

Harrison-668-2582
Crawford-665-1600

Over 100,000 items in stock!

DIVISION 40 — 4-H PHOTOGRAPHY

- A. All exhibits must attach skills summary questions.
- B. Exhibits shall be mounted securely on a stiff mounting board or foam board.
- C. Posters, pictures, artwork, and photography exhibits must come with a method for hanging from hooks on pegboard.
- D. No breakable glass allowed - use of plexiglass or shrink plastic is allowed.

DIGITAL CREATIONS

- E. Due to the absence of interview judging at the State Fair, the accompaniment of a brief explanation with your project may help the judge when assigning a ribbon. Points to consider may include: process, tools used, skills learned, goals achieved, and additional help from others.
- F. Exhibits created from an existing photograph that have been digitally altered to change the original content resulting in a new and unique piece.
- G. This category is not intended for enhanced photographs such as removing red-eye, adding a border, adjusting color or shading, etc.

CLASS:

Juniors (8-10 years old)

- 1. First or second year in project
- 2. Three years in project

Intermediate (11-13 years old)

- 3. First or second year in project
- 4. Three years in project

Seniors (14-19 years old)

- 5. First or second year in project
- 6. Three years or more in project

DIGITAL CREATIONS

CLASS:

Juniors (8-10 years old)

- 7. First or second year in project
- 8. Three years in project

Intermediate (11-13 years old)

- 9. First or second year in project
- 10. Three years in project

Seniors (14-19 years old)

- 11. First or second year in project
- 12. Three years or more in project



DIVISION 41 — 4-H PISTOL

- A. All exhibits must attach skills summary questions.
- B. No live ammunition is permitted.

Please find the appropriate class below

DIVISION 42 — 4-H POCKET PETS

- A. All exhibits must attach skills summary questions.
- B. All live animals should be entered in appropriate 4-H or Junior Show **NOT** in this division.

Please find the appropriate class below

DIVISION 43 — 4-H POULTRY

- A. All exhibits must attach skills summary questions.
- B. All live exhibits must be entered in the Youth Poultry Show.

Please find the appropriate class below

CLASS NUMBER:

<i>Juniors (8-10 years old)</i>	<i>Intermediates (11-13 yrs old)</i>	<i>Seniors (14-19 years old)</i>
1. First or second year in project	3. First or second year in project	5. First or second year in project
2. Three years in project	4. Three years in project	6. Three years or more in project

DIVISION 44 — 4-H QUILTING

- A. All exhibits must attach skills summary questions.
- B. Each exhibit may include historical information about the skill exhibited (information can be placed on an index card and should be one or more paragraphs in length.)
- C. All quilts must include a statement of work done by the 4-H member and work completed by others.
- D. A quilt must be made up of 3 parts: Top (pieced, panels, whole cloth), Middle (batting, blanket, flannel, etc.), and Back (whole or pieced fabric).
- E. Quilting methods include: Machine (either domestic or long arm), Hand, or Tied.
- F. If no quilting method is used, the item should not be entered as a quilting project exhibit. For example, a duvet cover with no quilting would be more appropriately entered in the Interior Design division. If using sewing techniques, enter in the Fabric and Fashion division.

TRADITIONAL

CLASS NUMBER:

Juniors (8-10 years old)

- 1. First or second year in project
- 2. Three years in project

Intermediate (11-13 years old)

- 3. First or second year in project
- 4. Three years in project

Seniors (14-19 years old)

- 5. First or second year in project
- 6. Three years or more in project

TIED OR PIECED

CLASS NUMBER:

Juniors (8-10 years old)

- 7. First or second year in project
- 8. Three years in project

Intermediate (11-13 years old)

- 9. First or second year in project
- 10. Three years in project

Seniors (14-19 years old)

- 11. First or second year in project
- 12. Three years or more in project



206 S. Main St.
PO Box 776
Lusk, WY 82225

Karen Wisseman, owner
307-334-9963

WEBSITE: WWW.LICKETYSTITCHQUILTS.COM
E-MAIL: KAREN@LICKETYSTITCHQUILTING.COM

DIVISION 45 — 4-H RABBIT

- A. All exhibits must attach skills summary questions.
- B. All live animals should be entered in the junior rabbit show.
- C. **Please find the appropriate class below.**

DIVISION 46 — 4-H RANGE MANAGEMENT

- A. All exhibits must attach skills summary questions.
- B. Specimens of noxious weeds or trees are not permitted.
- C. **Please find the appropriate class below.**

DIVISION 47 — 4-H OUTDOOR RECREATION

- A. All exhibits must attach skills summary questions.
- B. **Please find the appropriate class below.**

DIVISION 48 — 4-H RIFLE

- A. All exhibits must attach skills summary questions.
- B. No live ammunition is prohibited.
Please find the appropriate class below

DIVISION 49 — 4-H ROBOTICS

- A. All exhibits must attach skills summary questions.
- B. Exhibit may be accompanied with an explanation of operation and directions for use or operating.
- C. **Please find the appropriate class**

DIVISION 50 — 4-H ROPECRAFT

- A. All exhibits must attach skills summary questions.
- B. **Please find the appropriate class**

CLASS NUMBER:

Juniors (8-10 years old)

- 1. First or second year in project
- 2. Three years in project

Intermediates (11-13 yrs old)

- 3. First or second year in project
- 4. Three years in project

Seniors (14-19 years old)

- 5. First or second year in project
- 6. Three years or more in project

DIVISION 51—4-H SELF-DETERMINED

ALL SELF-DETERMINED PROJECTS MUST HAVE A COMPLETED APPROVAL FORM ON FILE WITH THE EXTENSION OFFICE BEFORE FAIR!

- A. An exhibit should be entered in the Self-Determined Division only if it can't be entered in other classes in the premium book.
- B. All exhibits must attach a skills summary statement.
- C. Each exhibit in the Self-Determined area must be accompanied by an "information sheet" indicating:
 - 1. Topic selected
 - 2. Goals to be achieved
 - 3. How the project was carried out
 - 4. Accomplishments

Exhibits that do not have this statement will be disqualified.

- D. The exhibit will be judged on:
 - a. How well the goals were met, or an explanation of how they were met
 - b. Suitability of methods or procedures
 - c. Clarity of explanation of exhibit
 - d. Achievement or accomplishment in the project area.
- E. Large exhibits such as automobiles will be displayed outside the 4-H exhibit building and at the exhibitor's own risk.
- F. Pictures, posters, or display boards not appropriately prepared for hanging will not be displayed.
- G. Live exhibits will only be exhibited at the County Fair.
- H. Please find the appropriate class below.**

DIVISION 52 — 4-H SHEEP

- A. All exhibits must attach skills summary questions.
- B. All live animals should be entered in the appropriate 4-H or junior show, **NOT** in this division.
- C. **Please find the appropriate class below.**

DIVISION 53 — 4-H SHOTGUN

- A. All exhibits must attach skills summary questions.
- B. No live ammunition is permitted.
- C. **Please find the appropriate class below.**

DIVISION 54 — 4-H SPORT FISHING

- A. All exhibits must attach skills summary questions.
- B. **Please find the appropriate class**

CLASS NUMBER:

Juniors (8-10 years old)

- 1. First or second year in project
- 2. Three years in project

Intermediates (11-13 yrs old)

- 3. First or second year in project
- 4. Three years in project

Seniors (14-19 years old)

- 5. First or second year in project
- 6. Three years or more in project

DIVISION 55 — 4-H SWINE

- A. All exhibits must attach skills summary questions.
- B. All live animals should be entered in the appropriate 4-H or junior show, **NOT** in this division.
- C. **Please find the appropriate class below.**

DIVISION 56 — 4-H VETERINARY SCIENCE

- A. All exhibits must attach skills summary questions.
- B. No dead or parts of a dead animal are allowed unless properly preserved. The State 4-H Office reserves the right to disqualify and dispose of any project considered a health hazard or potential health hazard.
- C. **Please find the appropriate class below.**

DIVISION 57 — 4-H VISUAL ARTS

- A. All exhibits must attach skills summary questions.
- B. A project done in school should be eligible for display or show through one, but only one organization. The organization should be chosen by the youth member-be that school or 4-H.
- C. Each exhibit or each piece of the exhibit must be identified with the artist's name, age, county, year in project, and media used.
- D. Oversize exhibits will be displayed as space permits.
- E. For safety in handling and for attractive display at fair, each exhibit must have an adequate hanger either string or wire firmly attached.

THE 4-H DEPARTMENT IS NOT RESPONSIBLE FOR BREAKAGE DUE TO INADEQUATE HANGERS.

- F. Pictures should be matted or framed. NO GLASS ALLOWED!!!
- G. Exhibits in this division must have been created in one of the visual arts project areas during the current 4-H year.
- H. Members may enter as many entries as desired per class as long as items are significantly different from each other.
- I. An exhibit may be accompanied by a statement indicating: what you started with, what technique you used, what would you change, what you learned, idea or purpose of the exhibit. This should be on a 3"x5" card and stapled to the entry tag.

CRAFTS

CLASS NUMBER:

Juniors (8-10 yrs old)

- 1. First or second year in project
- 2. Three years in project

Intermediate (11-13 yrs old)

- 3. First or second year in project
- 4. Three years in project

Seniors (14-19 yrs old)

- 5. First or second year in project
- 6. Three years or more in project

CERAMICS &

SCULPTURES

CLASS NUMBER:

Juniors (8-10 yrs old)

- 7. First or second year in project
- 8. Three years in project

Intermediate (11-13 yrs old)

- 9. First or second year in project
- 10. Three years in project

Seniors (14-19 yrs old)

- 11. First or second year in project
- 12. Three years or more in project

PAINTING & DRAWINGS

CLASS NUMBER:

Juniors (8-10 yrs old)

- 13. First or second year in project
- 14. Three years in project

Intermediate (11-13 yrs old)

- 15. First or second year in project
- 16. Three years in project

Seniors (14-19 yrs old)

- 17. First or second year in project
- 18. Three years or more in project

DIVISION 58 — 4-H WELDING

- A. All exhibits must attach skills summary questions
- B. ***Please find the appropriate class below.***

DIVISION 59 — 4-H WILDLIFE & HUNTING

- A. All exhibits must attach skills summary questions
- B. No dead or parts of a dead animal are allowed unless properly preserved. The Fair Board reserves the right to disqualify and dispose of any project considered a health hazard or potential health hazard.
- C. ***Please find the appropriate class below.***

DIVISION 60 — 4-H WOODWORK- ING

- A. All exhibits must attach skills summary questions
- B. ***Please find the appropriate class below.***



We're Here To Serve You - Our Customer
1418 EAST K TORRINGTON, WY 82240
307-532-2614
www.centurylumbercenter.com

VISA
MasterCard
Discover
American Express

STORE HOURS: • MON-FRI: 7:00 A.M. - 5:30 P.M. • SAT: 7:30 A.M. - 5 P.M. • SUN: 10 A.M. - 2 P.M.

DIVISION 61 — YOUTH LEADERSHIP

- A. All exhibits must attach skills summary questions.
- B. The leadership exhibit may be any item that will tell the story of your project for the year, i.e., a product, scrapbook, a poster, etc.
- C. Pictures, posters, or display boards should be appropriately prepared for hanging.
- D. Can exhibit more than one item if items are different in scope.
- E. **Please find the appropriate class below.**

DIVISION 65 — CLUB EXHIBITS

- A. All exhibits must attach skills summary questions.
- B. Any project completed by any 4-H Club or 4-H Group.
- C. **ALL EXHIBITS IN THIS DIVISION MUST BE ENTERED UNDER CLASS #1.**

CLASS NUMBER:

- | <i>Juniors (8-10 years old)</i> | <i>Intermediates (11-13 yrs old)</i> | <i>Seniors (14-19 years old)</i> |
|--|---|---|
| 1. First or second year in project | 3. First or second year in project | 5. First or second year in project |
| 2. Three years in project | 4. Three years in project | 6. Three years or more in projec |



Security
First
Bank

A relationship you can count on.

289 MAIN ST | HARRISON, NE 69346 | 308-668-2436

CONTESTS

DIVISION 75 — 4-H FASHION REVUE CONTEST

The Style Revue Contest is separated into two distinct contests at both the county and state levels. 4-H members may choose to compete in either the Construction Contest, the Ready-to-Wear Contest, or both contests.

- A. The Construction Style Revue competition is open only to 4-H members enrolled in the Fabric and Fashion, Knitting, and Crocheting (or other projects where clothing construction and modeling and skills may be learned).
- B. Participation in the Fashion Revue competition is not mandatory for 4-H members but is strongly encouraged. The contest is divided into three age divisions: Junior, Intermediate, and Senior - with awards being made in all three divisions.
- C. Ready-to-Wear Style Revue members who enter the Ready-to-Wear contest can either have purchased an outfit to model or may have had another person make the outfit that is being modeled.
- E. Each county may enter an unlimited amount of junior youth, Intermediate youth, and Senior youth (ages 14-19) in the State Fair Style Revue Contest, as determined by the County Fair Style Revue Judge. A contestant may enter each class (Constructed and/or Ready-to-Wear) one time at State Fair. However, each contestant can only appear once in the public Style Revue at State Fair.

No Premiums

CLASS NUMBER:

- 1. Construction Junior
- 2. Construction Intermediate
- 3. Construction Senior
- 4. Ready-to-Wear Junior
- 5. Ready-to-Wear Intermediate
- 6. Ready-to-Wear Senior
- 7. Embellished or Upcycled Junior
- 8. Embellished or Upcycled Intermediate
- 9. Embellished or Upcycled Senior

DIVISION 76—4-H LIVESTOCK JUDGING CONTEST

- A. Awards: Blue, Red, and White Ribbons to individuals and Club teams according to standing.
- B. Cash prizes to the top three individuals in Jr. Division, Sr. Division, and Adult Division.
- C. Clubs may enter teams of 3 members in the Junior Division.
- D. Refer to schedule for time and date.

CLASS NUMBER:

- 1. Senior Team Member
- 2. Senior Individual
- 3. Junior Team Member
- 4. Intermediate Individual
- 5. Junior Individual

Rate of Gain

Beef Sheep Goats Swine

Born and Raised

Beef Sheep Goats Swine

TORRINGTON LIVESTOCK MARKETS

Live Auction • Private Treaty • Video Auction

ALL CLASSES

Every Friday

YEARLING & CALF SPECIALS

Wednesdays Fall thru Spring

CALF SPECIALS

Mondays October/November

BRED COW & PAIR SPECIALS

Mondays November-January Fridays as Advertised

Cattle Country Video Production Schedule

High Plains Showcase - July 2nd - Laramie, WY

Deadline: June 14th

Oregon Trail Classic - August 6th & 7th - Gering, NE

Deadline: July 13th

Frontier Fall Roundup - September 12th - Torrington, WY

Deadline: August 23rd

www.cattlecountryvideo.com



Find Us on Facebook

www.torringtonlivestock.com

2024 Niobrara County Born and Raised Market Contest

No premiums

The purpose of the Born and Raised Market Contest is to recognize quality Niobrara County born and raised market animals shown at the Niobrara County Fair.

1. This contest is open to all eligible Niobrara County 4-H and Rawhide FFA members.
2. Animals must fall under one of the following options:
 - a. Be born and raised by a Niobrara County Producer and purchased by a Niobrara County 4-H member or Rawhide FFA member.
 - b. Be born and raised by a Niobrara County 4-H member or Rawhide FFA member. *Considerations may be made for those 4-H/FFA members not residing within the boundaries of Niobrara County by consultation with the 4-H Educator or FFA Advisor and the Niobrara County Fair Board.
3. Members must designate animals intended for this contest at County weighing and tagging and turn in the Contest Agreement.
4. Purchased and/or contestant-raised animals must be fed by the contestant from the time of 4-H/FFA Ownership Deadlines.
5. Members wanting to participate in this contest must sign up for the class through the fair entry system and must be completed when fair entries are due.
6. The Niobrara Born and Raised Contest is available to Beef, Goat, Swine, Sheep, and Poultry.
7. Animals must make the minimum weight according to the Niobrara County Fair Market Show rules, meet all other Niobrara County Fair entry criteria, and must compete in the regular Niobrara County Fair market class.
8. This is a Niobrara County contest only, winning this class does not make the contestant eligible for any State Fair contests.
9. The Niobrara Born and Raised contest will follow the Market Show.
10. Placings will be given to Grand and Reserve.
11. If it is found that the member has been deceitful in any part of the contestant agreement concerning the animal's origins, the member is no longer eligible for future Niobrara County Born and Raised Contests.

COUNTY ONLY CLASSES

1602-60 MARKET BEEF

1609-60 MARKET POULTRY

1606-60 MARKET GOAT

1611-60 MARKET RABBIT

1613-60 MARKET LAMB


1619-60 MARKET SWINE

DIVISION 78 - 4-H HERDSMANSHIP

Herdsmanship is an opportunity for youth to be recognized for taking pride in representing themselves and their county 4-H program by creating an environment that is safe and clean for animals and the general public.

CLASS NUMBER:

1. Beef
2. Sheep
3. Swine
4. Goats
5. Poultry



Covered Wagon Motel

Lusk, WY

307-334-2836

DIVISION 79 — 4-H SHOWMANSHIP

- No boars, stallions, bulls, or bucks (goats) will be allowed in any showmanship contest. Rams (sheep) can be shown. No lactating animals can be shown except for Dairy animals.
- Previous County Champions may compete again.
- Showmanship exhibitors must own and show their own animal.
- Contestants will be judged on their ability to show the animal in all situations asked for. The condition and cleanliness as it relates to showing, conduct, and attitude of the showman are also considered, as well as industry knowledge.
- Age divisions: Senior (age 14 and older by January 1 of current year), Intermediate (age 11-13 years by January 1 of current year), Junior (age 8-10 years old by January 1 of current year),
- Showmanship premiums: Ribbons only. Awards will be made in Purple, Blue, Red, and White groups within each age division. Champions and Reserve Champions will receive Rosette ribbons.
- Financial support will be offered to each champion showman to attend State Fair. If the Champion Showman is unable to go, then we will offer the Reserve Champion Showman financial support. If neither Grand Champion nor the Reserve Champion can attend State Fair, we will not roll any further down in placings. However, anyone is eligible to participate in State Fair Showmanship, per rules instated in 2016.

CLASS NUMBER:					
1. Dairy Goat	<i>Sr.</i>	13. Beef	<i>Sr.</i>	28. Meat Goat	<i>Sr.</i>
2. Dairy Goat	<i>Int.</i>	14. Beef	<i>Int.</i>	29. Meat Goat	<i>Int.</i>
3. Dairy Goat	<i>Jr.</i>	15. Beef	<i>Jr.</i>	30. Meat Goat	<i>Jr.</i>
4. Horse	<i>Sr.</i>	19. Sheep	<i>Sr.</i>	31. Cat	<i>Sr.</i>
5. Horse	<i>Int.</i>	20. Sheep	<i>Int.</i>	32. Cat	<i>Int.</i>
6. Horse	<i>Jr.</i>	21. Sheep	<i>Jr.</i>	33. Cat	<i>Jr.</i>
7. Swine	<i>Sr.</i>	22. Rabbits	<i>Sr.</i>	44. Dairy Cow	<i>Sr.</i>
8. Swine	<i>Int.</i>	23. Rabbits	<i>Int.</i>	45. Dairy Cow	<i>Int.</i>
9 Swine	<i>Jr.</i>	24. Rabbits	<i>Jr.</i>	46. Dairy Cow	<i>Jr.</i>
10. Dog	<i>Sr.</i>	25. Poultry	<i>Sr.</i>		
11. Dog	<i>Int.</i>	26. Poultry	<i>Int.</i>		
12. Dog	<i>Jr.</i>	27. Poultry	<i>Jr.</i>		



Sam Blaney

**Sales/Product Development
Manager**

P.O. Box 1384
413 S. Linden St.
Lusk, Wyoming 82225
C: 307-920-1490
O: 307-334-2865
sam@byan.com
www.byan.com



Who we are:

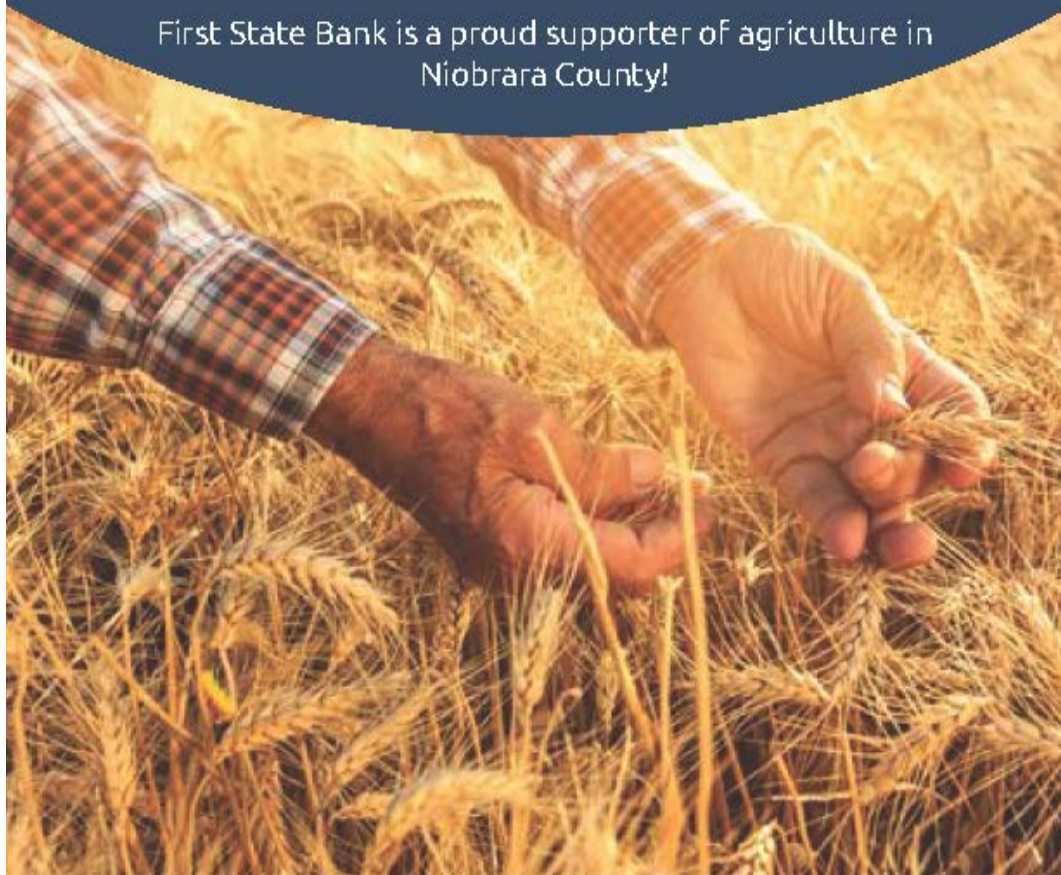
- **The leading innovator and gate systems supplier in the field of linear hydraulic swing gate operators and prewire controls since 1991.**
- **Our operator systems are used in many of the premier property gate installations throughout the United States and Canada.**
- **Byan Systems hydraulic operators are capable of installations ranging from private residential to continuous heavy duty cycle commercial applications.**
- **The technical assistance provided is unequalled in the industry.**
- **Our products are ETL listed and comply with the latest requirements designated by UL325.**

Come Grow With Us

When it comes to growing your agriculture operation,
we know it takes a lot more than rain and sunshine.

At First State Bank, we can provide you with the additional
tools you might need. Stop by today and find out which
Agricultural Loan is best for you.

First State Bank is a proud supporter of agriculture in
Niobrara County!



**First State
Bank**

Your **First** Choice in Banking.

DIVISION OF ALLIANCE BANK

1410 E. Valley Hwy 26 • Torrington, WY 82240 • 307-532-5600

www.fsbwy.com

Member
FDIC

The Legend of Rawhide

JULY 12 AND 13, 2024



Steve Coon Construction

307-532-1963

Concrete Specialties
Steel Buildings

Good Luck at the Fair!

DEPARTMENT F — FFA

Premiums: Grand Champion - \$3.50, Reserve Champion - \$3.50, Purple - \$3.50, Blue State Fair - \$3.00, Blue - \$2.50, Red - \$2.00, White - \$1.50

We are pleased to welcome this Department to the Niobrara County Fair once again! Please contact Jason Hubbard, Rawhide FFA Supervisor, with any FFA-specific questions.

DIVISION 1 — FFA AGRICULTURE MECHANICS

1. Entries will be judged on the basis of workmanship, evidence of sound planning, number and degree of skills involved, practicality and agricultural usefulness of the entry.
2. All entries must be student's work and result from the training program in Agriculture Mechanics.
3. The judges reserve the right to re-enter entries in classes in order to make up more judgeable groups of entries.
4. Judges shall give greater consideration to an item built entirely by the student rather than a pre-fabricated item.
5. Entries in Class 1 must be mounted on display boards that may be any size less than 2 feet by 4 feet. Display boards may represent several students' work. Points from these classes will have equal value with other similar classes in judging sweepstakes. Individual items not mounted will not be judged. Boards not meeting the specifications will be placed lower than those boards that do.
6. All entries must be removed from equipment and placed in the proper class area to be judged. Example: Pickup bumpers and stock racks.
7. All projects not of quality will not be judged. This will be left to the discretion of the Agriculture Mechanics Committee. The items must be removed from the display area.
8. Any entries in the Agriculture Mechanics Class that are found to have been shown in previous years will disqualify that chapter, for all premiums, for the current year, in the Agriculture Mechanics show. The Agriculture Mechanics Committee shall have the responsibility for making this decision.

CLASS 1	Skill boards - must show at least 4 different skills to include: Electrical wiring, plumbing, knot	CLASS 8	Small metal project
CLASS 2	Small wood project	CLASS 9	Medium metal project
CLASS 3	Medium wood project	CLASS 10	Large metal project
CLASS 4	Large wood project	CLASS 11	Small plasma
CLASS 5	Small wood and metal project	CLASS 12	Large plasma
CLASS 6	Medium wood and metal project	CLASS 13	Small trailer
CLASS 7	Large wood and metal project	CLASS 14	Large trailer

DIVISION 2 — FFA AGRONOMY

1. All samples of threshed grain and sheaf samples must conform to the size and specifications listed below. All sheaf samples must be attractively tied in three places with blue or gold (yellow) ties. Sheaf grain and forage for seed, leaves should be stripped.
2. Agronomy exhibits may be gathered from areas outside the supervised Agric. Exp. Programs, but can be shown at only one State Fair.
3. All crop entries prepared and exhibited for competition must have been done by the student.
4. Appropriate exhibits will be entered in Open Class competition by Fair officials.

BEST EXHIBITS OF SIX (6) WYOMING PLANTS: Gathered, mounted on 10" x 14" paperboard and identified by student.			
CLASS 1	Common Weeds	CLASS 4	Noxious Weed
CLASS 2	Grasses	CLASS 5	Poisonous Plants
CLASS 3	Legumes		

FORAGE SEED OR GRASS SEED: (2 quarts in 1-gallon, zip closure plastic bag)					
CLASS 53	Alfalfa	CLASS 58	Fescue Grass	CLASS 63	Vetch
CLASS 54	Brome Grass	CLASS 59	Meadow Foxtail	CLASS 64	Int. Wheat Grass
CLASS 55	Clover (Alsike)	CLASS 60	Orchard Grass	CLASS 65	Slender Wheat Grass
CLASS 56	Clover (Red)	CLASS 61	Reed Canary Grass	CLASS 66	Tall Wheat Grass
CLASS 57	Crested Wheat Grass	CLASS 62	Timothy	CLASS 67	Western Wheat Grass
CORN					
CLASS 68	Corn for Silage (6 stalks)	CLASS 69	Shelled Yellow Dent (2 quarts in 1-gallon, zip closure plastic bag)	CLASS 70	Yellow Dent (10 ears)

THRESHED SMALL GRAIN: (2 quarts in 1-gallon, zip closure plastic bag)					
CLASS 71	Barley (2 row)	CLASS 73	Oats	CLASS 75	Wheat (spring)
CLASS 72	Barley (6 row)	CLASS 74	Rye	CLASS 76	Wheat (winter)

SHEAF SMALL GRAINS: (2 1/2 inches in diameter at the butt)					
CLASS 6	Barley (2 row)	CLASS 8	Oats	CLASS 10	Wheat (spring)
CLASS 7	Barley (6 row)	CLASS 9	Rye	CLASS 11	Wheat (winter)

BEANS: (2 quarts in 1-gallon, zip-closure plastic bag)			
CLASS 85	Great Northern	CLASS 86	Pinto

HAY: (12" slice, tied)

CLASS 87	1 st or 2 nd cutting alfalfa	CLASS 88	Legume-Grass Hay	CLASS 89	Mixed Grass Hay	CLASS 90	Cube Hay (2 - 1-gallon zipped plastic bags full)
-----------------	--	-----------------	------------------	-----------------	-----------------	-----------------	--

SUGARBEETS

CLASS 81	Single most perfect,	CLASS 82	3 most perfect,	CLASS 83	Single largest,	CLASS 84	3 largest, topped
-----------------	----------------------	-----------------	-----------------	-----------------	-----------------	-----------------	-------------------

SHEAF FORAGE OR GRASS FOR HAY: (3 inches in diameter at the butt)

CLASS 12	Alfalfa	CLASS 20	Mixed Grass - Legume	CLASS 28	Sudan
CLASS 13	Brome Grass	CLASS 21	Mixed Grass - 3 or more	CLASS 29	Timothy
CLASS 14	Clover (Alsike)	CLASS 22	Oats for Hay	CLASS 30	Vetch
CLASS 15	Clover (Red)	CLASS 23	Orchard Grass	CLASS 31	Intermediate Wheat Grass
CLASS 16	Clover (Sweet)	CLASS 24	Red Top	CLASS 32	Slender Wheat Grass
CLASS 17	Crested Wheat Grass	CLASS 25	Reed Canary Grass	CLASS 33	Tall Wheat Grass
CLASS 18	Fescue Grass	CLASS 26	Rye for Hay	CLASS 34	Western Wheat Grass
CLASS 19	Meadow Foxtail	CLASS 27	Sanfoin	CLASS 35	Wheat for Hay

SHEAF FORAGE OR GRASS FOR SEED: (2 1/2 inches in diameter at the butt)

CLASS 36	Alfalfa	CLASS 42	Meadow Foxtail	CLASS 48	Slender Wheat Grass
CLASS 37	Brome Grass	CLASS 43	Orchard Grass	CLASS 49	Tall Wheat Grass
CLASS 38	Clover (Alsike)	CLASS 44	Reed Canary Grass	CLASS 50	Western Wheat Grass
CLASS 39	Clover (Red)	CLASS 45	Timothy	CLASS 51	Great Northern Beans
CLASS 40	Crested Wheat Grass	CLASS 46	Vetch	CLASS 52	Pinto Beans
CLASS 41	Fescue Grass	CLASS 47	Int. Wheat Grass		

CLASS 77	Red (Market)	CLASS 78	Red (Seed)	CLASS 79	White (Market)	CLASS 80	White (Seed)
-----------------	--------------	-----------------	------------	-----------------	----------------	-----------------	--------------

DIVISION 3 — FFA CLASSROOM

1. A student can show only one notebook (NB) and one record book (RB) in any one year with the current year's notes being the last entry. Second, third, and fourth-year notebooks shall contain only the material from that respective year or category, not from the previous years. (No multiple year notebooks.)
2. The notebooks should be selected and evaluated by the Agriculture Education Instructor to ensure that only the top quality notebooks are shown at the State Fair.
3. The notebooks should be classroom notes from classes that are related to Production Agriculture/Agribusiness classes.
4. A sifting committee of advisors will be used to sort the classes to ensure that the best class will be presented to the judge.
5. Refer to General Policies #18.
6. Classroom committee has the option of breaking classes as needed for judging purposes.

CLASS 1	Ag 1 NB, typed	CLASS 8	Ag 4 NB, written	CLASS 15	Chapter Display Board
CLASS 2	Ag 1 NB, written	CLASS 9	Any other NB (business, horticulture, etc.)	CLASS 16	Secretary Book
CLASS 3	Ag 2 NB, typed	CLASS 10	Ag 1 RB	CLASS 17	Treasurer Book
CLASS 4	Ag 2 NB, written	CLASS 11	Ag 2 RB	CLASS 18	Technology Bases Classroom Project (video, PowerPoint, web pages) *Presentation must also be printed.
CLASS 5	Ag 3 NB, typed	CLASS 12	Ag 3 RB	CLASS 19	CDE materials compiled by student
CLASS 6	Ag 3 NB, written	CLASS 13	Ag 4 RB	CLASS 20	Any other classroom project
CLASS 7	Ag 4 NB, typed	CLASS 14	Chapter Scrapbook		

DIVISION 4 — FFA SHOWMANSHIP CONTESTS

1. There will be no premium money offered for Showmanship Contests.
2. An eligible member may compete in both FFA and 4-H Showmanship Contest provided livestock identified for the member's respective project work is shown.
3. Exhibitors may win showmanship multiple times in the same species but not in consecutive years. Champion showman winners from any species may not compete in the next State Fair Showmanship Contest in the same species but may come back in that same species the following year. For example: if you win Champion Beef Showman in year one (1), that student may not compete in beef showmanship in year two (2) but may compete in beef showmanship in year three (3). For further clarification please consult your local chapter advisor or State FFA staff.
4. Only one contestant per chapter per species may compete at State Fair
5. Contestants must be representatives of their chapter and entered by their advisor at State Fair
6. Contestants shall have no adult assistance in fitting livestock.
7. Judging will include generally accepted showmanship technique plus fitting.
8. Every contestant in showmanship shall be required to wear official FFA dress, except for Dairy, which will allow white pants (species-specific).
9. **No boars, stallions, dairy bulls, beef bulls, or bucks (goats) will be allowed in any showmanship event.** Rams (sheep) can be shown. **Showmanship exhibitors must show their own animals. No lactating animals will be shown except for dairy animals.**

CLASS 001	Horse
CLASS 002	Dairy Goat
CLASS 003	Market Goat
CLASS 004	Swine
CLASS 005	Sheep
CLASS 006	Beef
CLASS 007	Rabbit
CLASS 008	Poultry
CLASS 009	Dairy Cow

OPEN CLASS DIVISION

In most of the Open Class Division where age divisions apply:

- "Seniors" are 19 years and older
- "Juniors" are 18 years and younger as of January 1 of the current year

Premiums: Grand Champion - \$5.50, Reserve Champion - \$4.50, Blue - \$3.50, Red - \$3.00, White - \$2.50



SOLID WASTE

FOR RURAL FAMILIES AND BUSINESSES

- SOLID WASTE BINS
- SOLID WASTE COLLECTION SERVICE



RURALSEPTIC PUMPING

- NEW SEPTIC SYSTEMS
- SEPTIC SYSTEM REPLACEMENT



PORT-A-POTRENTALSERVICE

CONSTRUCTION • PARTIES
BY THE: DAY / WEEKEND / WEEK / MONTH



JOB / ROLL OFF BOXES

12 YARD / 20 YARD / 30 YARD
DEMOLITION • CONSTRUCTION • SHINGLES
FARM/RANCH CLEAN UP • SCRAP IRON

TRUCKING, DELIVERY, DEMOLITION, AND CIVIL CONSTRUCTION PROJECTS



SAND, DIRT, RECYCLED CONCRETE, AND ROCK OF VARIOUS TYPES AND SIZES FOR ROADS AND PARKING AREAS

Littrel Construction LLC

Since 1957

Dan Littrel

308 430 0177 - 308 282 1500

Charlie Littrel

308 432 3865



**Underground Livestock Pipelines - Tire Tanks - Cable Plowing
Waterline Plowing - Directional Boring -Trenching**

DEPARTMENT A — AGRICULTURE

All exhibits must have been grown in Niobrara County and a product of the current year except corn, threshed grain, and threshed forage seed, which may have been a product of the preceding year.

DIVISION 1 — THRESHED GRAIN

- Minimum weight of sample must be as follows: Wheat - 5 lbs., Oats - 8 lbs., Barley - 12 lbs., Rye - 14 lbs.

CLASS 1	Hard Red Spring Wheat
CLASS 2	Hard Red Winter Wheat
CLASS 3	White Oat
CLASS 4	Yellow Oats
CLASS 5	Spring Barley
CLASS 6	Winter Barley
CLASS 7	Rye
CLASS 8	Tritacle
CLASS 9	Hulless Oats

DIVISION 2 — THRESHED FORAGE SEED

- Sample must measure 2 quarts.

CLASS 1	Alfalfa
CLASS 2	Sweet Clover
CLASS 3	Brome Grass
CLASS 4	Crested Wheat Grass
CLASS 5	Russian Wild Rye Grass
CLASS 6	Intermediate Wheat Grass
CLASS 7	Tall Wheat Grass
CLASS 8	Millet, Any Variety
CLASS 9	Sorghum, Any Variety
CLASS 10	Sudan Grass

DIVISION 3 — SHEAF GRAIN

- Grain sheaves must be 2 1/2" in diameter below the heads.

CLASS 1	Winter Wheat
CLASS 2	Spring Wheat, Bearded
CLASS 3	Spring Wheat, Beardless
CLASS 4	Durum or Macaroni Wheat
CLASS 5	Oats
CLASS 6	Barley
CLASS 7	Treacle
CLASS 8	Hulls Oats
CLASS 9	Any Other

DIVISION 4 — BALED HAY

- Entries in this class should consist of a portion of a standard machine bale, and measure 18 inches in length, and be tied with two strings or wire.

CLASS 1	Alfalfa hay, 1st cutting
CLASS 2	Alfalfa hay, 2nd cutting
CLASS 3	Crested wheatgrass hay
CLASS 4	Native grass hay
CLASS 5	Cultivated or introduced grass hay
CLASS 6	Mixed grass & legume hay
CLASS 7	Alfalfa hay-3rd cutting
CLASS 8	Any other

DIVISION 5 — SHEAF FORAGE & HAY

- A. Sheaves must measure 3 inches minimum and 5 inches maximum at the butt except millet, sudan, and sorghum shall measure 5 inches minimum and 8 inches maximum.
- B. Use 1/2 inch tape for tying sheaves.

CLASS 1	Alfalfa hay, 1st cutting	CLASS 15	Tall wheatgrass
CLASS 2	Alfalfa hay, 2nd cutting	CLASS 16	Crested wheatgrass
CLASS 3	Sweet clover, white	CLASS 17	Western wheatgrass
CLASS 4	Sweet clover, yellow	CLASS 18	Oats cut for hay
CLASS 5	Alsike clover	CLASS 19	Millet
CLASS 6	Red clover	CLASS 20	Forage sorghum
CLASS 7	Orchard Grass	CLASS 21	Sudan Grass
CLASS 8	Timothy	CLASS 22	Mixed Grass hay
CLASS 9	Red top	CLASS 23	Corn cut for silage
CLASS 10	Blue Grass	CLASS 24	Corn cut for fodder
CLASS 11	Brome grass	CLASS 25	Grain type sorghum
CLASS 12	Reed canary Grass	CLASS 26	Barley cut hay
CLASS 13	Mixed grass & legume hay	CLASS 27	Any other
CLASS 14	Inter. Wheat Grass		

DIVISION 6 — SHEAF FORAGE FOR SEED

- A. Sheaves must measure 3 inches minimum and 5 inches maximum at the butt except millet, sudan, and sorghum shall measure 5 inches minimum and 8 inches maximum.
- B. Use 1/2 inch tape for tying sheaves.

CLASS 1	Alfalfa	CLASS 10	Tall wheat grass
CLASS 2	Sweet Clover (white or yellow)	CLASS 11	Broom corn millet
CLASS 3	Timothy	CLASS 12	Orchard grass
CLASS 4	Brome grass	CLASS 13	Reed canary grass
CLASS 5	Crested wheat grass	CLASS 14	Red top
CLASS 6	Inter. wheat grass	CLASS 15	Blue grass
CLASS 7	Russian wild rye	CLASS 16	Red clover
CLASS 8	Western wheat grass	CLASS 17	Alsike clover
CLASS 9	Foxtail millet	CLASS 18	Orchard grass

DIVISION 7 — VEGETABLES

CLASS 1	Beans, green, 6 pods		
CLASS 2	Beans, yellow, 6 pods	CLASS 25	Onion, green, 3 stalks
CLASS 3	Beans, any other edible (6 pods)	CLASS 26	Parsley, 1 bunch
CLASS 4	Beets, Table, 3	CLASS 27	Parsnips, table, 3 roots
CLASS 5	Beets, Pickling, 3	CLASS 28	Pea, green, 6 pods
CLASS 6	Broccoli, 1 head	CLASS 29	Pea, edible pod, 6 pods including snap pea
CLASS 7	Brussel sprouts, 5 head	CLASS 30	Pepper-sweet, 3 fruit
CLASS 8	Cabbage, Chinese, 1 head	CLASS 31	Pepper-hot, 3 fruit
CLASS 9	Cabbage, any other, 1 head	CLASS 32	Potato, any variety, 3
CLASS 10	Carrots, table, 3	CLASS 33	Pumpkin
CLASS 11	Cauliflower, 1 head	CLASS 34	Radish, 3 roots
CLASS 12	Celery, 1 plant	CLASS 35	Rhubarb, 3 leafstalks
CLASS 13	Corn, sweet, 3 ears	CLASS 36	Salsify, 3
CLASS 14	Cucumber, slicing, 3	CLASS 37	Spinach, 1 plant
CLASS 15	Cucumber, pickling, 3	CLASS 38	Squash, summer, 3 fruits
CLASS 16	Dill, 3 stems	CLASS 39	Squash, winter, 1 fruit
CLASS 17	Eggplant, 1 fruit	CLASS 40	Large sunflower head
CLASS 18	Endive, 1 head	CLASS 41	Swiss Chard, 1 plant
CLASS 19	Garlic 1 bulb	CLASS 42	Tomato, cherry, 6 fruits
CLASS 20	Kohlrabi, 3 stems	CLASS 43	Tomato, green 3 fruits
CLASS 21	Lettuce, 1 head	CLASS 44	Tomato, red, 3 fruits
CLASS 22	Lettuce, leaf, 1 plant	CLASS 45	Turnip, table, 3 roots
CLASS 23	Okra, 3 pods	CLASS 46	Any Other Vegetable
CLASS 24	Onion, dry, 3 bulbs	CLASS 47	Vegetable Collection Plate includes a selection of 5 vegetables
CLASS 48 – The BIGGEST OR WEIRDEST-single vegetable. Must be either larger or weirder than normal for variety, clean, and free of damage.			
CLASS 49 - Container Vegetable Gardening			

The following information will aid exhibitors in preparing vegetables for exhibit:

A more complete listing can be obtained using the UW Bulletin 'Selecting and Showing Produce' B-1196 and is available online at www.uwyo.edu or you can get a copy at the Niobrara County Extension Office.

The judge will judge the horticultural excellence of an exhibit by giving consideration to variety type, uniformity, quality, and condition.

- ☒ *ASPARAGUS* - Should be fresh, tender, and firm with close compact tips. The stalks should be green for almost their entire length, taper uniformly, be the same diameter at the butt, and be the same length.
- ☒ *BEANS, SNAP* - Green and wax beans should be clean, firm, crisp, and free from blemishes. Long straight pods of the same length and color should be selected. The ends of the pods should not be broken off, and the seed should be uniform in color, shape, and size.
- ☒ *BEANS, LIMA* - Lima bean pods should be well-filled, clean, fresh, and of a dark-green color.
They should be uniform in color, shape, and size.
- ☒ *BEEETS, TABLE* - Diameter should be 2 to 2/12 inches. Side rootlets should be removed, but the tap root should not be removed. All specimens should be uniform in color, shape, and size. Tops trimmed leaving 1 inch of leaf stalk above crown.
- ☒ *BROCCOLI* - Heads should be uniform in dark green color, condition, and size. Should be compact, not less than 3 inches in diameter, and free from damage by diseased insects, worms, or wilting. Cut the stems squarely above the first whorl of leaves to give an overall length of 5 inches.
- ☒ *BRUSSELL SPROUTS* - All the heads should be firm, compact, fresh, a good color, and uniform in shape and size. Heads not less than 1 inch in diameter are desired. Items should be smoothly trimmed to 2 inches.
- ☒ *CABBAGE* - Heads should be the same variety, uniform in color, shape, and size. Should be firm, heavy in comparison to size, and free from damage by freezing, diseases, or insects. Midribs should not be large and the leaves should not be trimmed too closely. Leave stem 1/4 inch long to hold leaves firmly.
- ☒ *CARROTS* - Select carrots that are smooth, straight, firm deep orange in color, and free from greening at the top. Specimens should be typical of their variety. Avoid oversize. Should be free from side roots, cracks, or other damage. Cut off tops to 1 inch.
- ☒ *CAULIFLOWER* - Heads should be pure white, solid, uniform, and close flowered. Should not have leaves appearing through the head. Trim the green outer leaves to 1 inch above the head. Trim the butt or stem to allow 4 to 6 leaves to remain.

- ☒ *CELERY* - Stalks should be uniform in color and size. Trim outside stalks until the color is uniform.

The heart, which is made up of stocky inner branches, should be well developed. The outer leaves should be crisp, free from prominent ribs, splits, and damage by disease and insects. Wash the plant until it is clean. Trim the root to a triangle shape not over 1 inch long.
- ☒ *CORN, SWEET* - Ears should be well formed and filled out to tip, free from any kind of injury.

Kernels should be soft, tender, and filled with thick opaque, milky juice. Uniform in size. Should be husked and trimmed for judging. Free of silks. The shank should be trimmed to 1/4 inch from the base of the cob. The tip of the ear may be neatly clipped, although only a small portion of the cob should be removed, not over 2 inches.
- ☒ *CUCUMBERS, PICKLING* - Avoid oversize. Same variety, uniform in color, shape and size. Not more than 1 1/4 inches in diameter and not more than 4 inches long. Fairly straight, with blunt ends. Clean by gently brushing with a soft brush to avoid removing spines. Trim stem to 1/4 inch.
- ☒ *CUCUMBERS, SLICING* - Straight, firm, uniform, in color, shape, and size, same variety. Not overgrown, but should be uniformly medium or dark green, 6 to 9 inches. Clean by gently brushing with a soft brush to avoid reducing the natural bloom. Cut the stem off to 1/4 inch.
- ☒ *EGGPLANT* - Specimens should be smooth, firm, heavy but not too large, uniform in shape and size, and free from blemishes. Select for uniform purple coloring, free from bronzing and greening. Wipe with a soft cloth, but do not wash. Trim stem to 1 inch.
- ☒ *ENDIVE* - Uniform in color, shape, and size. Have a creamy-white heart formation with a spread of not less than 4 inches, when the head is opened as far as possible without breaking the leaves. Leaves should be fresh, tender, crisp, and free from blemishes. Trim roots 1/4 inch from the outer leaf stems.
- ☒ *GARLIC* - Should be one whole bulb (not cloves).
- ☒ *GHERKIN, WEST INDIAN* - Separated from cucumbers, as the gherkin and cucumbers are different species. Avoid oversize, not more than 1 3/4 inches in diameter, and not more than 3 inches long. Trim stem to 1/4 inch.
- ☒ *KOHLRABI* - Specimens should not be hard, woody, or pithy. They should be 3 to 4 inches in diameter and very smooth. Skin should be easily punctured by thumbnail. Clean, but do not wash. Remove all leaves by trimming the stems to 1 inch long. Cut off the stem portion just below the ball.
- ☒ *LEAF LETTUCE* - Root off; leave shank.
- ☒ *MELON, CITRON* - Melon should be uniform in color, shape, and size, with a healthy rind, clean, and without blemishes. Trim stem to 1 inch.
- ☒ *MUSKMELON, CANTALOUPE* - Specimens should be the same variety, free from decay, cracks, and any damage caused by insects, disease, or hail. They should be fully ripe.

- ☒ *ONION, DRY* - Specimens should be of the same variety, uniform in color, shape, and size, and should be clean and free from damage of any kind. Avoid large sizes, but should not be less than 2 inches in diameter. Bulbs should have most of their papery skin intact. Do not peel.
Tops should be small and trimmed to 1 inch.
- ☒ *ONION, GREEN* - Should be tender, medium-sized stems with long white shanks. Shanks should be smooth and uniform in size. Cut roots to 2 inches long. Do not peel heavily.
- ☒ *PARSLEY*— Should be uniform in color and about the same size, free from dirt, yellowing or discolored leaves, and should be fresh and bright green in color. Each bunch should be 2 to 3 inches at the butt. Trim stems neatly to have an overall length of 8 to 10 inches.
- ☒ *PARSNIPS* - Should have firm roots and be smooth, tapering evenly; they should be small in diameter (1 1/2 to 2 1/4) without side roots and should be a light creamy color, with the top root left on. Trim the top to 1 inch.
- ☒ *PEAS* - pods should be fresh bright green and well filled with tender peas. They should be uniform in color, shape, and size, with green calyxes attached, free from any kind of injury, such as insects, disease, or hail damage.
- ☒ *PEPPERS* - Specimens should be the same variety, must be the same color and should be uniform in shape and size. Sweet or yellow peppers should have a healthy, clear red or yellow color, with no greenish tinges. All peppers should be free from sun-scald or damage. Leave the stem on and trim to 1 inch.
- ☒ *PARSNIPS* - Should have firm roots and be smooth, tapering evenly; they should be small in diameter (1 1/2 to 2 1/4) without side roots and should be a light creamy color, with the top root left on. Trim the top to 1 inch.
- ☒ *PEAS* - Pods should be fresh bright green and well filled with tender peas. They should be uniform in color, shape, and size, with green calyxes attached, free from any kind of injury, such as insects, disease, or hail damage.
- ☒ *PEPPERS* - Specimens should be the same variety, must be the same color, and should be uniform in shape and size. Sweet or yellow peppers should have a healthy, clear red or yellow color, with no greenish tinges. All peppers should be free from sun-scald or damage. Leave the stem on and trim to 1 inch.
- ☒ *PUMPKIN* - Should be uniform in color, shape, and size. Do not wash, may be brushed clean.
Leave stem attached and trim to 1 inch.
- ☒ *RADISHES* - Should be uniform in color, shape, and size. Flesh should be crisp and tender, not pithy, and be free from injury. Trim leaf tops to 1 inch.
- ☒ *RHUBARB* - Stalks should be uniform in color, shape and size, and texture. Length after trimming should be at least 10 inches. Stalks should be tender, crisp, fresh, and not pithy, limp or wilted. Neatly trim the tops, leaving 1 inch of leaves and prongs. Stalks should be pulled when harvested, not cut off. The basal husks should be removed from the bottom of the stalk.

- ☒ *SALSIFY* - Should be small to medium size. 1 to 2 inches in diameter at the thickest part. Length should be about 6 inches or more. Roots should be straight and smooth, evenly tapered. Rootlets and side roots should be removed. Brush off dirt, do not wash. Trim to 1 inch.
- ☒ *SPINACH* - May be harvested as an entire plant with leaves left attached to the pinkish root crown. Leaves should be dark green from either the smooth or crumpled variety.
- ☒ *SQUASH, SUMMER* - Pick when small (best eating 4 to 7 inches, depending upon variety). The shell should be extremely soft, fairly tender, and have undeveloped seeds. Specimens should be uniform in color, shape, and size. Free from any damage, or blemishes. Brush to clean off dirt, but do not wash. Trim stem to 1 inch long.
- ☒ *SQUASH, WINTER* - Pick when mature, when shells are hardened. Uniform in color, shape, and size, free from insect injury or mechanical damage. Brush to clean, but do not wash. Trim stem to 1 inch long.
- ☒ *SWISS CHARD* - Must be fresh, and crisp, with bright green leaves and clear white stems. Specimens are uniform in color and size. Clean by washing if necessary. Trim off the root and trim the butt to a triangle shape.
- ☒ *TOMATOES* - Specimens uniform in color, shape, and size. Free from cracks, sunscald, and blemishes. Ripe, solid, and without stems. (Leave stem on the pickling or preserving types).
- ☒ *TURNIPS* - Uniform in size, shape, and color. Medium size, 1 3/4 to 2 3/4 inches in diameter. Flesh should be crisp, fine-grained grained, and not pithy. Free of damage. Should be clean and bright in color, but not washed. Smooth, firm with secondary rootlets removed but with 2 to 3 inches of tap root remaining. Trim tops to 1 inch.
- ☒ *WATERMELON* - Specimens the same variety, and uniform in color, shape, and size. Should be mature, but not overripe. Free from decay or damage from sunscald, hail, insects, or disease. Wipe off dirt, but do not wash. Leave stem 1 inch long.

DIVISION 8 — FRUITS

CLASS 1	Apples, any variety, 3	CLASS 8	Currants, 5 cluster	CLASS 15	Strawberries, 5
CLASS 2	Boysenberries, 15	CLASS 9	Grapes, 1 bunch, variety	CLASS 16	Peaches, 3
CLASS 3	Cherry, Bing, 5	CLASS 10	Gooseberries, 15	CLASS 17	Any other fruit
CLASS 4	Cherry, any other, 5	CLASS 11	Pears, 3	CLASS 18	Melon, citron, 1 fruit
CLASS 5	Chokecherries 5 clusters	CLASS 12	Plums, tame, 3	CLASS 19	Melon, honeydew, 1 fruit
CLASS 6	Crab Apples, pickling, 5	CLASS 13	Plum, wild, 3	CLASS 20	Melon, musk, 1 fruit
CLASS 7	Crab Apples, any other, 5	CLASS 14	Raspberries, 15	CLASS 21	Melon, water 1 fruit

DIVISION 9 — HOMEMADE AND HANDY

The Niobrara County Fair invites entries of creative invention or adaptive practicability for display.

- A. Entries may be constructed of original materials or may reflect modification of commercially available appliances or equipment.
- B. Entries must be accompanied by a written explanation of purpose and any other relevant or interesting information.
- C. Entries will be judged on originality, usefulness and workmanship.

CLASS	SMALL	LARGE
Automotive	1	2
Farm and Ranch	3	4
Household	5	6
Recreation	7	8

DIVISION 10 — WOOL FLEECES

BREED FLEECES - (Fleeces shown from purebred sheep)			
CLASS 1	Rambouillet, ram fleece	CLASS 6	Corriedale, ewe fleece
CLASS 2	Rambouillet, ewe fleece	CLASS 7	Columbia, ram fleece
CLASS 3	Targhee, ram fleece	CLASS 8	Columbia, ewe fleece
CLASS 4	Targhee, ewe fleece	CLASS 26	Merino, ram fleece
CLASS 5	Corriedale, ram fleece	CLASS 27	Merino, ewe fleece

COMMERCIAL EWE FLEECES			
CLASS 11	Ewe fleece, 80's-64's fine	CLASS 14	Ewe fleece, 54's-50's 1/4 blood
CLASS 12	Ewe fleece, 62's-60's	CLASS 15	Ewe fleece, 48's-46's low 1/4 blood
CLASS 13	Ewe fleece, 58's-56's 3/8 blood		



NEWCASTLE MOTORS

2880 W Main St
Newcastle, WY 82701
307-746-4475
NewcastleChevy.NET

LEVI KOSMICKI
 AUTHORIZED INDEPENDENT REPRESENTATIVE
 OF ABS GLOBAL, INC.



3955 ROAD 40, YODER, WY 82244
 p: 307.575.3076
 www.absglobal.com
 e: lkoznicki@gmail.com



DIVISION 15 — FLORICULTURE

POTTED PLANTS

RULES:

- A. Flowers exhibited must have been grown by the exhibitor.
- B. Exhibitor is allowed multiple entries per class.
- C. Cut flowers shall be displayed in clear glass or plastic containers.
- D. Potted plants must be in the possession of the exhibitor for (at least 90 days prior to the Fair).

CLASS 1	African violet, 1 crown plant, double	CLASS 10	Foliage plant, any other variety
CLASS 2	African violet, 1 crown plant, semi double	CLASS 11	Geranium, in bloom, any variety
CLASS 3	African violet, 1 crown plant, single	CLASS 12	Ivy, any variety
CLASS 4	Cactus, Christmas, Easter, Thanksgiving (need not be in bloom)	CLASS 13	Planter, two or more varieties of plants
CLASS 5	Cactus, any other variety	CLASS 14	Succulent, any variety (including vining and flowering)
CLASS 6	Begonia, any flowering variety in bloom	CLASS 15	Vining plant
CLASS 7	Begonia, foliage variety	CLASS 16	Any other flower, not above
CLASS 8	Flowering plant, any other variety, must be in bloom	CLASS 17	Potted tree, any variety
CLASS 9	Flowering plant, any other, not in bloom	CLASS 18	Terrarium

LONE PINE CAMPGROUND, LLC
 901 SOUTH ELM ST
 LUSK, WY

\$33 NIGHTLY*
\$198 WEEKLY*
\$550 MONTHLY
PLUS TAX

TO BOOK A SPOT, PLEASE CALL:
 JORDAN REED (307) 216-0148
 JESSIE REED (307) 216-0391
 HOME (307) 334-3709
 OR VISIT: [HTTPS://TINYURL.COM/LONEPINECAMPING](https://tinyurl.com/lonepynecamping)

DIVISION 16 — FLORICULTURE

ARTISTIC DESIGNS

RULES:

- A. No artificial flowers or foliage may be used.
- B. Plant materials need not be grown by the exhibitor.
- C. All designs must contain some plant material, either fresh or dried.
- D. Accessories and/or appointments may be used in all lots.
- E. Dried materials may be treated, dyed, or contrived.
- F. No restrictions on size or outline unless specified.



FLOWERS, DÉCOR,
BOUTIQUE & MORE

Twila and Carrie

224 SOUTH MAIN ST.
LUSK, WYOMING

307-334-4104

DESIGNS USING FRESH PLANT MATERIALS:					
CLASS 1	Design of exhibitor's choice	CLASS 2	Triangular design	CLASS 3	Design of at least three (3) varieties of garden flowers
DESIGNS USING DRIED PLANT MATERIALS:					
CLASS 4	Design of exhibitor's choice	CLASS 5	Using weathered wood	CLASS 6	Basket arrangement
DESIGNS OF EXHIBITOR'S CHOICE OF PLANT MATERIALS:					
CLASS 7	Centerpiece	CLASS 8	Design of exhibitors choice (creativity)	CLASS 9	A miniature design measuring no more than five (5 inches in any direction)

HOW TO HARDEN OFF YOUR FLOWER EXHIBIT

- If a flower is to remain fresh throughout the exhibit period, it should be cut no later than the day before it is to be exhibited. It is generally recognized that afternoon, especially cutting in late afternoon, when the greatest amount of sugar has ascended into the leaves and blooms - as well as a "hardening off" process will help ensure a winning entry.
- Flower stems should be cut cleanly at an angle with a sharp knife or pruning shears and plunged into deep, hot water: 110 degrees Fahrenheit is ideal. Plunging plants up to their necks in cool water works as well. It is good practice to carry a bucket of water to the garden and place each cut specimen in the water at once. Lightly crush the base of woody stems on plants such as lilacs to improve the intake of water.
- Some flowers, such as Dahlias, Euphorbias, and Poppies, need to have the cut tips seared over an open flame.
- Following cutting and water treatment, specimens should be placed in a cool, darkened room. After several hours, when the water has come to room temperature, add ice to the water and leave the flower material undisturbed overnight or place flowers in a refrigerator or cooler at room temperature between 38 and 40 degrees for six or more hours before they are to be shown. Flowers prepared in this way improve their substance and will hold their freshness longer.

DIVISION 17 — FLORICULTURE

CUT FLOWERS

RULES:

- A. Flowers exhibited must have been grown by the exhibitor.
- B. Exhibitor is allowed multiple entries per class.

CLASS 1	Aster, 3 stems	CLASS 10	Clematis, 2 stems
CLASS 2	Bachelor Button, 3 sprays	CLASS 11	Cosmos, 1 spray
CLASS 3	Bell Flower, 3 stems	CLASS 12	Dahlia, Cactus, 1 bloom
CLASS 4	Bells of Ireland, 3 stems	CLASS 13	Dahlia, Decorative, 1 bloom
CLASS 5	Calendula, 3 stems	CLASS 14	Daisy, Shasta, 3 stems
CLASS 6	Candytuft, 2 stems	CLASS 15	Delphinium, 1 stem
CLASS 7	Carnation, 3 stems	CLASS 16	Dianthus (pinks), double, 3 stems
CLASS 8	Celosia, (cockscomb), 3 stems	CLASS 17	Dianthus (pinks), single, 3 stems
CLASS 9	Chrysanthemum, 1 spray	CLASS 18	Echinacea Coneflower, 3 stems

CLASS 19	Everlasting (strawflower), 3 stems	CLASS 43	Poppy, California, 5 stems
CLASS 20	Giallardia, 3 stems	CLASS 44	Poppy, double, 3 stems
CLASS 21	Gladiolus, best single spike	CLASS 45	Poppy, single, 3 stems
CLASS 22	Gladiolus, 2 spikes	CLASS 46	Rose, Floribunda or Polyantha, 1 naturally grown spray
CLASS 23	Gladiolus Miniature, 2 spikes	CLASS 47	Rose, Grandiflora, 1 naturally grown stem
CLASS 24	Golden Glow, 3 stems	CLASS 48	Rose, Hybrid Tea, 1 naturally grown stem
CLASS 25	Hanging Basket in Bloom	CLASS 49	Rose, miniature, 1 spray
CLASS 26	Hemerocallis (Daylily), 3 stems	CLASS 50	Rudebeckia (Gloriosa Daisy), 3 stems
CLASS 27	Hollyhock, (double), 1 stem	CLASS 51	Salpiglossis (Velvet Flower), 3 sprays
CLASS 28	Hollyhock, (single), 1 stem	CLASS 52	Salvia, 3 stems
CLASS 29	Larkspur, 3 stems	CLASS 53	Scabiosa, 3 stems
CLASS 30	Lily, any other variety, 1 stem	CLASS 54	Snapdragon, 3 stems
CLASS 31	Lily, best display, 3 stems	CLASS 55	Sunflower, any variety, 1 stem
CLASS 32	Marigold, French, double, 3 stems	CLASS 56	Sunflower, Giant, 1 stem
CLASS 33	Marigold, French, single 3 stems	CLASS 57	Sweet Peas, double, 5 stems
CLASS 34	Marigold, Giant Variety, 3 stems	CLASS 58	Sweet Peas, single, 5 stems
CLASS 35	Nasturtium, double, 3 stems	CLASS 59	Sweet Peas, perennial, 5 stems
CLASS 36	Nasturtium, single, 3 stems	CLASS 60	Viola, 3 stems
CLASS 37	Pansy, 3 stems	CLASS 61	Yarrow, 3 stems
CLASS 38	Petunia, double, 3 stems	CLASS 62	Zinnia, dwarf, 1" to 2", 3 stems
CLASS 39	Petunia ruffled or California, 3 stems	CLASS 63	Zinnia, medium, 2 to 4", 3 stems
CLASS 40	Petunia, single, 3 stems	CLASS 64	Zinnia, giant over 4", 3 stems
CLASS 41	Phlox, annual, 3 stems	CLASS 65	Zinnia, any other variety, 3 stems

CLASS 19	Everlasting (strawflower), 3 stems	CLASS 43	Poppy, California, 5 stems
CLASS 20	Giallardia, 3 stems	CLASS 44	Poppy, double, 3 stems
CLASS 21	Gladiolus, best single spike	CLASS 45	Poppy, single, 3 stems
CLASS 22	Gladiolus, 2 spikes	CLASS 46	Rose, Floribunda or Polyantha, 1 naturally grown spray
CLASS 23	Gladiolus Miniature, 2 spikes	CLASS 47	Rose, Grandiflora, 1 naturally grown stem
CLASS 24	Golden Glow, 3 stems	CLASS 48	Rose, Hybrid Tea, 1 naturally grown stem
CLASS 25	Hanging Basket in Bloom	CLASS 49	Rose, miniature, 1 spray
CLASS 26	Hemerocallis (Daylily), 3 stems	CLASS 50	Rudebeckia (Gloriosa Daisy), 3 stems
CLASS 27	Hollyhock, (double), 1 stem	CLASS 51	Salpiglossis (Velvet Flower), 3 sprays
CLASS 28	Hollyhock, (single), 1 stem	CLASS 52	Salvia, 3 stems
CLASS 29	Larkspur, 3 stems	CLASS 53	Scabiosa, 3 stems
CLASS 30	Lily, any other variety, 1 stem	CLASS 54	Snapdragon, 3 stems
CLASS 31	Lily, best display, 3 stems	CLASS 55	Sunflower, any variety, 1 stem
CLASS 32	Marigold, French, double, 3 stems	CLASS 56	Sunflower, Giant, 1 stem
CLASS 33	Marigold, French, single 3 stems	CLASS 57	Sweet Peas, double, 5 stems
CLASS 34	Marigold, Giant Variety, 3 stems	CLASS 58	Sweet Peas, single, 5 stems
CLASS 35	Nasturtium, double, 3 stems	CLASS 59	Sweet Peas, perennial, 5 stems
CLASS 36	Nasturtium, single, 3 stems	CLASS 60	Viola, 3 stems
CLASS 37	Pansy, 3 stems	CLASS 61	Yarrow, 3 stems
CLASS 38	Petunia, double, 3 stems	CLASS 62	Zinnia, dwarf, 1" to 2", 3 stems
CLASS 39	Petunia ruffled or California, 3 stems	CLASS 63	Zinnia, medium, 2 to 4", 3 stems
CLASS 40	Petunia, single, 3 stems	CLASS 64	Zinnia, giant over 4", 3 stems
CLASS 42	Phlox, perennial, 3 stems	CLASS 66	Any other variety flower, not listed 2 stems. Enter as many in this class as long as they are different and not listed above.

DEPARTMENT B - FAMILY AND CONSUMER SCIENCES

FOODS MUST NOT REQUIRE REFRIGERATION!

Premiums: Grand Champion - \$5.50, Reserve Champion - \$4.50, Blue - \$3.50, Red - \$3.00, White - \$2.50, Pre-4-H - \$2

BAKED GOODS

DIVISION 18 — BREAD AND ROLLS

CULINARY: All baked goods must be wrapped in plastic bags with the exhibitor's name and the name of the product on the bottom of the paper plate.

CLASS 1	1/2 loaf of white bread	CLASS 11	6 biscuits
CLASS 2	1/2 loaf of whole wheat bread	CLASS 12	6 muffins
CLASS 3	6 white yeast rolls	CLASS 13	1/2 recipe corn bread
CLASS 4	6 whole wheat yeast rolls	CLASS 14	6 corn muffins
CLASS 5	6 parkerhouse rolls	CLASS 15	Bread machine-yeast bread, 1/2 loaf
CLASS 6	6 variety yeast rolls (either a different shape or dough)	CLASS 16	Bread machine-quick bread, 1/2 loaf
CLASS 7	6 cinnamon rolls or sweet rolls	CLASS 17	Any other yeast bread not listed, 1/2 loaf
CLASS 8	1/2 loaf fruit or nut bread, label as to kind	CLASS 18	Any other quick bread, not listed 1/2 loaf
CLASS 9	1/2 loaf foreign bread, label as to kind and country	CLASS 19	Any other yeast rolls, not listed, list kind (6)
CLASS 10	1/2 coffee cake	CLASS 20	Bread Basket-Made with at least 3 different breads (yeast and/or quick from the above-listed classes). Judging basis: 75% on baked product; 25% on container and creativity. (The entire exhibit must be left on display.)
		CLASS 21	Any other Bread

DIVISION 19 — CAKES

CLASS 1	1/2 Angel Food Cake (not iced)	CLASS 7	1/2 Chiffon cake (not iced)
CLASS 2	1/2 Sponge Cake (not iced)	CLASS 8	1/2 Pound cake (not iced)
CLASS 3	1/2 White Cake (not iced)	CLASS 9	1/2 Burnt Sugar Cake (not iced)
CLASS 4	1/2 Chocolate cake (not iced)	CLASS 10	Bundt Cake, 1/2 cake
CLASS 5	1/2 Spice cake (not iced)	CLASS 11	6 Cupcakes, any kind, (not iced)
CLASS 6	1/2 Yellow cake (not iced)	CLASS 12	Any other cake NOT LISTED ABOVE

DIVISION 20 — DECORATED CAKES & CUPCAKES

EACH EXHIBITOR MAY ENTER MULTIPLE CAKES AND CUPCAKES PER CLASS.

LEVELS:

- Professional: Any individual who has taught cake decorating for pay or earns \$200 or more a year decorating cakes, individual who decorates more than 24 cakes a year.
- Advanced: Anyone who has taken decorating classes of any kind and sells an average of 12 cakes a year.
- Beginner: Any individual with some experience or minimum decorating experience or lessons.
- Junior: Any person under 18 years old who meets beginner requirements.

DECORATED CAKES			
CLASS 1	Professional Wedding	CLASS 9	Beginner Wedding
CLASS 2	Professional Birthday	CLASS 10	Beginner Birthday
CLASS 3	Professional Seasonal	CLASS 11	Beginner Seasonal
CLASS 4	Professional Sports	CLASS 12	Beginner Sports
CLASS 5	Advanced Wedding	CLASS 13	Junior Wedding
CLASS 6	Advanced Birthday	CLASS 14	Junior Birthday
CLASS 7	Advanced Seasonal	CLASS 15	Junior Seasonal
CLASS 8	Advanced Sports	CLASS 16	Junior Sports

DECORATED CUPCAKES - Bring 6 per class			
CLASS 17	Professional Wedding	CLASS 25	Beginner Wedding
CLASS 18	Professional Birthday	CLASS 26	Beginner Birthday
CLASS 19	Professional Seasonal	CLASS 27	Beginner Seasonal
CLASS 20	Professional Sports	CLASS 28	Beginner Sports
CLASS 21	Advanced Wedding	CLASS 29	Junior Wedding
CLASS 22	Advanced Birthday	CLASS 30	Junior Birthday
CLASS 23	Advanced Seasonal	CLASS 31	Junior Seasonal
CLASS 24	Advanced Sports	CLASS 32	Junior Sports

DIVISION 21 — COOKIES & DOUGHNUTS

CLASS 1	Sugar cookies (6)	CLASS 9	Doughnuts, soda or baking powder (6)
CLASS 2	Oatmeal cookies(6)	CLASS 10	Doughnuts, raised (6)
CLASS 3	Ice Box cookies (6)	CLASS 11	Any no-bake cookies (6)
CLASS 4	Filled cookies (6)	CLASS 12	Fruit cookies (6)
CLASS 5	Chocolate Brownies (6)	CLASS 13	Cookie press cookies (6)
CLASS 6	Any drop cookies (6)	CLASS 14	Any cookie or doughnut not listed above, list kind (6)
CLASS 7	Any rolled cookies (6)	CLASS 15	Decorated Cookie Jar - each entry should include a decorated cookie jar with a minimum of 1 dozen homemade cookies.
CLASS 8	Any bar cookie(6)	CLASS 16	Any decorated cookie

DIVISION 22 — PASTRY

**PLEASE NOTE: ANY PIES THAT ARE ENTERED MUST NOT NEED REFRIGERATION.
NO CREAM PIES OR MEAT PIES ALLOWED!**

CLASS 1	Two crust Apple Pie	CLASS 5	Any other two-crust pie, not listed
CLASS 2	Two crust Cherry Pie	CLASS 6	Pie pastry strips (3 strips 1" X 4")
CLASS 3	Two crust Mince Pie	CLASS 7	Cream Puffs (no fillings) (3)
CLASS 4	Any other one-crust pie, not listed		

DIVISION 23 — CANDY

CLASS 1	Fudge, chocolate (6)	CLASS 5	Caramels (6)
CLASS 2	Divinity (6)	CLASS 6	Mints (6)
CLASS 3	Peanut Brittle (6)	CLASS 7	Taffy (6)
CLASS 4	Chocolate creams, hand-dipped (6)	CLASS 8	Any other candy not listed above (6)

DIVISION 24 — MISCELLANEOUS

CLASS 1	Lard (1 pound)	CLASS 5	Honey (1 pound)
CLASS 2	Soap (3 bars)	CLASS 6	Noodles (1 pint)
CLASS 3	Granulated Soap (1 pint)	CLASS 7	Any other kind of miscellaneous food or soap not listed. Please label.

DIVISION 25 — COOKING WITH HONEY

- A. Recipe must be attached to entry.
- B. Judging Criteria: Flavor, general appearance, texture.

CLASS 1	Cookies (sweetening at least 50% honey), 6	CLASS 5	Jams and Jellies (sweetening at least 50% honey)
CLASS 2	Cakes (sweetening at least 50% honey), 1/2 cake	CLASS 6	Canned fruits (sweetening at least 50% honey)
CLASS 3	Cinnamon rolls (sweetening at least 50% honey), 6	CLASS 7	Pies (sweetening at least 50% honey)
CLASS 4	Breads (sweetening at least 50% honey), 1/2 loaf		
CANDIES: Six Pieces			
CLASS 8	Fudge (10% honey)	CLASS 11	Brittle, nut (20% honey)
CLASS 9	Caramels (50% honey)	CLASS 12	Any other (50% honey)
CLASS 10	Divinity (10% honey)		

DIVISION 26 — JUNIOR CULINARY DIVISION

(Ages 14 and under)

CLASS 1	Angel or sponge cake (not iced), 1/2 cake	CLASS 10	Coffee Cake, 1/2 cake
CLASS 2	Layer cake, iced, any kind, 1/2 cake	CLASS 11	Bar Cookies, (6)
CLASS 3	Bread, white loaf, 1/2 loaf	CLASS 12	Corn Bread, 1/2 loaf
CLASS 4	Bread, whole wheat loaf, 1/2 loaf	CLASS 13	Fruit and nut bread, 1/2 loaf
CLASS 5	Yeast rolls, white or whole wheat, (6)	CLASS 14	Biscuits, (6)
CLASS 6	Cookies, any kind, (6)	CLASS 15	Candy, any kind, (6)
CLASS 7	Doughnuts, any kind,(6)	CLASS 16	Any other cake, cake not listed above
CLASS 8	Any other yeast bread, 1/2 loaf	CLASS 17	Any other food not listed above
CLASS 9	Muffins, (6)		

DIVISION 27 — JUNIOR COOKING WITH HONEY

- A. Ages 14 and under.
- B. Recipe must be attached to entry.
- C. Judging Criteria: Flavor, general appearance, texture.

CLASS 1	Cookies (sweetening at least 50% honey), 6	CLASS 5	Jams and Jellies (sweetening 100% honey)
CLASS 2	Cakes (sweetening at least 50% honey), 1/2 cake	CLASS 6	Canned fruits (sweetening 100% honey)
CLASS 3	Cinnamon rolls (sweetening at least 50% honey), 6	CLASS 7	Pies (sweetening 100% honey)
CLASS 4	Breads (sweetening 100% honey), 1/2 loaf		
Candies: Six pieces			
CLASS 8	Fudge (10% honey)	CLASS 9	Any other candy (50% honey)

FOOD PRESERVATION

The following guidelines must be followed to ensure proper food preservation methods were used by the exhibitor, which in turn will then ensure proper food safety for the exhibitor and the judge. All guidelines must be followed. If guidelines are not followed, that is grounds for disqualification of the exhibit.

1. Exhibits entered must have been prepared since the previous year's fair and have never been entered in fair before.
2. All canned fruits, vegetables, meats, pickled products, and jelly products must be prepared following the recipes and procedures, including the proper adjustments for altitude, from one of the approved sources listed below. When submitting canned foods for fair competition, do not use canning directions and recipes sourced from vintage canning recipes, recommendations from friends and family members, instructions from old canning books, mass media, the internet, and blog posts, unless they are from Extension or other approved sources.
 - Ball Blue Book Guide to Preserving, 37th edition – 2020
 - Ball Complete Book of Home Preserving – 2020 edition
 - Ball Canning Back to Basics – 2017
 - The All-New Ball Book of Canning and Preserving – 2016
 - So Easy to Preserve, 6th edition – 2020
 - Complete Guide to Home Canning, USDA – revised 2015
 - Preserving Food in Wyoming, University of Wyoming Extension – 2023
 - Commercial pectin recipes and manufacturer's instructions, and
 - Other up-to-date Extension publications
3. All canned foods must be exhibited in clear standard Mason jars, using the size of the jar specified in the recipe.
4. No colored jars can be used.
5. Jelly and fruit spread products must be exhibited in regulation ½ pint or pint jelly jars that are sealed without paraffin.
6. Two-piece metal canning lids (flat lid and band) must be used on all jars.
7. Jars must be exhibited with the canning rings on.
8. All jars, lids, and screw bands must be clean and free of any residue or rust.
9. Any jars showing leaks and/or spoilage will not be judged and will be disqualified.

10. All canned foods MUST be labeled by attaching a Food Preservation label to the side of the jar or to the entry tag. If the Food Preservation label is not attached to a jar or entry tag, that jar will be disqualified from judging. The Food Preservation label must include the following information:

- Name of product
- Process method: Boiling water or Pressure (circle process used)
- Processing time
- Altitude processed at
- Pounds pressure; Dial gauge or Weighted gauge (circle type of gauge used)
- Style of Pack: Raw or Hot (circle style used)
- Date processed
- Source of recipe and page number of recipe
- Attach copy of the recipe to the label and entry tag

IF LABEL IS NOT ATTACHED, THE EXHIBIT WILL BE DISQUALIFIED.

Suggested open class food preservation divisions and classes

Jellies, jams, preserves, marmalades, conserves, syrups, and butters (Divisions 1–3) may be opened and tasted during judging. Dried foods and freeze-dried foods may be opened and tasted (Divisions 10 and 11).

Due to potential hazards of food-borne illness, judges WILL NOT open any other canned food entries, including canned fruit, tomatoes and tomato products, canned vegetables, canned meat, pickles, and relishes or condiments (Divisions 4–9).

There are basically two systems of judging that are commonly used in fair judging—the American System and the Danish System. Check with the superintendent or agent in charge before you begin judging to clarify which system you will be using and how many placings you will be required to make.

American System

Exhibits in this system are compared against a standard of perfection, as well as against the other entries in the competition. All exhibits in a particular class are looked at and ranked with only one selected for first place, second place, third place, etc. If there are no high-quality exhibits, at the judge's discretion, exhibits may be placed in the appropriate position, even if it is second or third place.

Danish System

In this system, all exhibitors receive a ribbon. All exhibits are grouped according to quality, and there may be multiple entries that get the same ranking and ribbon. Quality may vary from excellent to fair, and ribbon categories may be blue, red, white, and/or yellow. In this system of judging, exhibits are not in competition with or compared to each other. Champion and Reserve Champion ribbons will be awarded when exhibit merit is warranted.

DIVISION 1 — JELLY

CLASS 1	Currant	CLASS 6	Grapey	CLASS 11	Cherry
CLASS 2	Wild Currant Jelly	CLASS 7	Gooseberry	CLASS 12	Plum
CLASS 3	Chokecherry	CLASS 8	Strawberry)	Class 13	Peach (yellow)
CLASS 4	Apple	CLASS 9	Blackberry	Class 14	Jalapeno
CLASS 5	Crab Apple	Class 10	Raspberry	Class 15	Any other not listed.
				Class 16	Best display of jellies, 3 different varieties.

DIVISION 2 — JAM

CLASS 1	Blackberry	CLASS 4	Grape	CLASS 7	Raspberry
CLASS 2	Cherry	CLASS 5	Plum	CLASS 8	Peach (Yellow)
CLASS 3	Chokecherry	CLASS 6	Strawberry	CLASS 9	Apricot
				Class 10	Any other, not listed
				Class 11	Best display of jams, 3 different varieties.



DIVISION 3 — PRESERVES, MARMALADES, CONSERVES, SYRUPS, AND BUTTERS

CLASS 1	Peach (Yellow)Preserves	CLASS 15	Plum Marmalade
CLASS 2	Plum Preserves	CLASS 16	Pear Marmalade
CLASS 3	Strawberry Preserves	CLASS 17	Any other marmalade
CLASS 4	Apricot Preserves	CLASS 18	Conserve
CLASS 5	Raspberry Preserve	CLASS 19	Chutney
CLASS 6	Watermelon Preserves	CLASS 20	Apple Butter
CLASS 7	Tomato Preserves	CLASS 21	Grape Butter
CLASS 8	Cherry Preserves	CLASS 22	Plum Butter
CLASS 9	Currant Preserves	CLASS 23	Any other kind of fruit butter
CLASS 10	Pear Preserves	CLASS 24	Any kind of fruit syrup
CLASS 11	Any other Preserve	CLASS 25	Best display of preserves, marmalades, syrups, conserves and butters, 3 different varieties
CLASS 12	Orange Marmalade		
CLASS 13	Apricot Marmalade		
CLASS 14	Peach (Yellow) Marmalade		

DIVISION 4 — CANNED FRUIT

CLASS 1	Cherries	CLASS 8	Apples sauce	CLASS 15	Rhubarb
CLASS 2	Peaches (Yellow)	CLASS 9	Blackberries	CLASS 16	Fruit Nectar
CLASS 3	Pears	CLASS 10	Chokecherries	CLASS 17	Wine
CLASS 4	Strawberries	CLASS 11	Gooseberries	CLASS 18	Fruit Salsa
CLASS 5	Apricots	CLASS 12	Mincemeat	CLASS 19	Any other kind, not listed
CLASS 6	Plums	CLASS 13	Mincemeat (green tomato)	CLASS 20	Best Display canned fruit, 3 different varieties
Class 7	Apples	Class 14	Wild Plums		

DIVISION 5 — CANNED TOMATOES AND TOMATO PRODUCTS

CLASS 1	Tomato Juice	CLASS 4	Tomato Sauce	CLASS 7	Chili Sauce
CLASS 2	Tomato and Veg. Juice Blend	CLASS 5	Spaghetti Sauce	CLASS 8	Any other, not listed
CLASS 3	Tomatoes	CLASS 6	Salsa	Class 9	Best display canned tomatoes and tomato products, 3 different varieties

DIVISION 6 — CANNED VEGETABLES

CLASS 1	Beans	CLASS 6	Corn	CLASS 11	Vegetable Soup or Stew
CLASS 2	Peas	CLASS 7	Spinach	CLASS 12	Mixed Vegetables
CLASS 3	Beets	CLASS 8	Pumpkin	CLASS 13	Squash
CLASS 4	Carrot	CLASS 9	Swiss Chard	CLASS 14	Any other vegetable not listed
Class 5	Asparagus	Class 10	Succotash	Class 15	Best display canned vegetables, 3 different varieties

DIVISION 7 — CANNED MEAT

CLASS 1	Beef	CLASS 5	Turkey	CLASS 9	Meat Soup Stock
CLASS 2	Mutton	CLASS 6	Wild Game	CLASS 10	Wild Fowl, any kind
CLASS 3	Sausage	CLASS 7	Pork	CLASS 11	Chili
CLASS 4	Chicken	CLASS 8	Fish	CLASS 12	Mincemeat
Class 13	Any other not listed	Class 14	Best Display canned meat, 3 different varieties		

DIVISION 8 — PICKLES & RELISH

CLASS 1	Cucumbers, sweet pickles	CLASS 15	Beet Relish
CLASS 2	Lime Pickles	CLASS 16	Cabbage Relish
CLASS 3	Cucumbers, Dill Pickles	CLASS 17	Corn Relish
CLASS 4	Watermelon Pickles	CLASS 18	Cucumber Relish
CLASS 5	Beet Pickles	CLASS 19	Green Tomato Relish
CLASS 6	Tomato Pickles	CLASS 20	Dilled Beans
CLASS 7	Sweet Pickle Peaches (Yellow)	CLASS 21	Piccalilli
CLASS 8	Mustard Pickles	CLASS 22	Sauerkraut
CLASS 9	Bread & Butter Pickles	CLASS 23	Pepper Relish
CLASS 10	Crab Apple Pickles	CLASS 24	Horseradish
CLASS 11	Any other veg. pickles, label as to kind	CLASS 25	Pickled Peppers
CLASS 12	Any other fruit pickles, label as to kind	CLASS 26	Pickled Asparagus
CLASS 13	Pickle Relish	CLASS 27	Any other kind of relish label as to kind
Class 14	Mixed Relish	Class 28	Best display pickles and relishes, 3 different varieties

DIVISION 9: CONDIMENTS

Judging criteria: proper consistency for the product: pleasing and appropriate color for specific product: appropriate texture for the product; vinegars should be clear; proper jar headspace

CLASS 1	Ketchup	CLASS 4	Mustard	CLASS 6	Any other condiment
CLASS 2	Barbeque Sauce	CLASS 5	Vinegar	CLASS 7	Best display condiments, 3 different varieties
CLASS 3	Chili Sauce	CLASS 6	Any other Condiment		

DIVISION 10 — DRIED FOODS

1. All foods must be the product of the previous year through the present date.
2. All dried foods must include the following information on the label:
 - Name of product
 - Pretreatment used, if any
 - Name of additional ingredients added, if any
 - Method of drying (oven, dehydrator, solar)
 - Total drying time
 - Date dried

IF LABEL IS NOT ATTACHED, THE EXHIBIT WILL BE DISQUALIFIED

3. Jerky **MUST** be prepared according to recipes from the approved sources. Include your recipe with your entry. Check with your local University of Wyoming Extension Office to obtain approved recipes.

CLASS 1	Strawberries (¼ cup)	CLASS 8	Fruit Leather (6 pieces)	CLASS 15	Soup Mix (½ cup)
CLASS 2	Apples (¼ cup)	CLASS 9	Dried Fruit Mix (¼ cup)	CLASS 16	Herbs (¼ cup)
CLASS 3	Grapes (¼ cup)	CLASS 10	Any Other Fruit (¼ cup)	CLASS 17	Meat (6 pieces)
Class 4	Bananas (¼ cup)	Class 11	Onions (¼ cup)	Class 18	Trail Mix (½ cup)
Class 5	Raspberries (¼ cup)	Class 12	Mushrooms (¼ cup)	Class 19	Granola (¼ cup)
Class 6	Tomatoes (¼ cup)	Class 13	Dried Vegetable Mix (¼ cup)	Class 20	Best display of dried foods, 3 different varieties
Class 7	Dried Fruit Mix (¼ cup)	Class 14	Any Other Vegetable (¼ cup)	Class 21	Any other dried food

DIVISION 11- FREEZE-DRIED FOODS

Judging criteria: Entries will be evaluated on color, flavor, shape, texture, uniformity, and overall appearance.

1. All foods must be the product of the previous year through the present date.
2. All dried foods must include the following information on the label:
 - Name of product
 - Name of additional ingredients added, if any
 - Total drying time
 - Date dried

IF LABEL IS NOT ATTACHED, THE EXHIBIT WILL BE DISQUALIFIED

CLASS 1	Fruit	CLASS 5	Fish	CLASS 9	Meals
CLASS 2	Vegetable	CLASS 6	Dary (Cheese, Yogurt, ice cream)	CLASS 10	Candy
CLASS 3	Red Meat	CLASS 7	Eggs	CLASS 11	Snacks
CLASS 4	Poultry	CLASS 8	Combination Food	CLASS 12	Any Other

NEEDLEWORK

Please attach the entry tag to your exhibit with a small safety pin.

The 'Lorraine Broyles Memorial Award' - a \$25 check and certificate - will be presented to the Overall Needlework winner, sponsored by Indian Creek Homemakers Club.

DIVISION 37 — BED SPREADS

CLASS 1	Crocheted	CLASS 5	Embroidery (machine)
CLASS 2	Knitted	CLASS 6	Bed sets (including matching or coordinating comforter or bed spread, sheets, pillowcases or shams.)
CLASS 3	Applique	CLASS 7	Any other kind not listed, please label
CLASS 4	Embroidery (hand)		

DIVISION 38 — PILLOW CASES

CLASS 1	Embroidery	CLASS 6	Tatted Edge	CLASS 11	Crewel Embroidery
CLASS 2	Crochet insert	CLASS 7	Applique	CLASS 12	Machine Embroidery
CLASS 3	Crochet & Embroidery	CLASS 8	Lace Insert (purchased lace)	CLASS 13	Monogram
CLASS 4	Crochet Edge	CLASS 9	Cross Stitch-Counted	CLASS 14	Satin Stitch
CLASS 5	Cut Work	CLASS 10	Cross Stitch-embroidery	CLASS 15	Any other kind, not listed

DIVISION 39 — SHEETS

CLASS 1	Embroidery (hand)	CLASS 3	Monogrammed	CLASS 5	Any other not listed
CLASS 2	Embroidery (machine)	CLASS 4	Cut Work		

DIVISION 40 — TOWELS

CLASS 1	Bath Towels, embroidery	CLASS 7	Any Towels, machine embroidered
CLASS 2	Guest Towels, embroidery	CLASS 8	Tea Towels, bias trimmed
CLASS 3	Guest Towels, cutwork	CLASS 9	Tea Towels, Swedish embroidery
CLASS 4	Tea Towels, crocheted edge	CLASS 10	Towels, Russian embroidery
CLASS 5	Tea Towels, embroidery	CLASS 11	Any other kind of towel, not listed
CLASS 6	Tea Towels, applique		

DIVISION 41 — MISCELLANEOUS

CLASS 1	Dresser Scarf	CLASS 4	Napkins
CLASS 2	Vanity sets	CLASS 5	Table Runner
CLASS 3	Placemats	CLASS 6	Any other not mentioned above

DIVISION 42 — DOILIES

- All Doilies should be mounted on fabric or paper covered cardboard, so they can be displayed.

CLASS 1	Hardanger	CLASS 3	Knitted	CLASS 5	Any other kind of doily, not listed
CLASS 2	Tatted	CLASS 4	Crochet		

DIVISION 43 — LUNCHEON CLOTHS

CLASS 1	Embroidery (Hand)	CLASS 4	Applique	CLASS 7	Crewel Embroidery
CLASS 2	Embroidery (machine)	CLASS 5	Crochet	CLASS 8	Any other kind
CLASS 3	Cut Work	CLASS 6	Crochet Inserts		

DIVISION 44 — TABLECLOTHS

CLASS 1	Embroidery (Hand)	CLASS 4	Applique	CLASS 7	Crewel Embroidery
CLASS 2	Embroidery (machine)	CLASS 5	Crochet	CLASS 8	Any other kind
CLASS 3	Cut Work	CLASS 6	Crochet Inserts		

DIVISION 45 — HANDKERCHIEF

CLASS 1	Cluny	CLASS 3	Tatted	CLASS 5	Hair Pin
CLASS 2	Crochet	CLASS 4	Netting	CLASS 6	Any other kind

QUILTS

- A quilt must be made up of 3 parts: Top (pieced, panels, whole cloth), Middle (batting, blanket, flannel, etc.), and Back (whole or pieced fabric).
- Panel Quilts: Commercially pre-printed and/or pre-quilted panels, any size, must have some embellishment work added along with being bound.

DIVISION 46 — QUILTS-HAND QUILTED

CLASS 1	Applique	CLASS 3	Any other-such as embroidery, etc.
CLASS 2	Pieced	CLASS 4	Holiday

DIVISION 461 — QUILTS - MACHINE QUILTED

CLASS 1	Applique	CLASS 3	Any other-such as embroidery, etc.
CLASS 2	Pieced	CLASS 4	Holiday

DIVISION 47 — COMFORTERS

- 2 layers of fabric with batting that is held together with tied knots.

CLASS 1	Bed Size	CLASS 2	Lap Size
----------------	----------	----------------	----------

DIVISION 48 — BABY QUILTS

- May be quilted or tied.

CLASS 1	Applique	CLASS 2	Pieced	CLASS 3	Any other
----------------	----------	----------------	--------	----------------	-----------

DIVISION 49 — RUGS

CLASS 1	Woven	CLASS 4	Hooked	CLASS 6	Toothbrush
CLASS 2	Braided	CLASS 5	Knitted	CLASS 7	Any other kind, not listed
CLASS 3	Crocheted				

DIVISION 50 — APRONS

CLASS 1	Embroidered (hand)	CLASS 5	Fancy Apron
CLASS 2	Embroidered (machine)	CLASS 6	Barbeque Apron
CLASS 3	Cross Stitch	CLASS 7	Applique Apron
CLASS 4	Work Apron	CLASS 8	Any other apron, not listed

DIVISION 51 — HANDBAGS-NO KITS

CLASS 1	Crochet	CLASS 6	Carpet
CLASS 2	Woven	CLASS 7	Macrame
CLASS 3	Knitted	CLASS 8	Recycled (a before picture must be provided w/ exhibit)
CLASS 4	Swedish Weave	CLASS 9	Strip Quilt
CLASS 5	Cloth	CLASS 10	Any other, not listed



**TORRINGTON BEVERAGE INC.
4394 McKENNA ROAD A
TORRINGTON, WY. 82240**

**OFFICE: 307-532-5828
owners: Shawn & Diane Booth**

**DIVISION 52 — TAPESTRIES, WALL HANGINGS, PICTURES,
CHAIRBACKS, FOOT STOOLS, ETC.**

CLASS 1	Wool Embroidery Article	CLASS 10	Russian Embroidery
CLASS 2	Silk Embroidery Article	CLASS 11	Counted Cross Stitch Picture
CLASS 3	Needlepoint Picture	CLASS 12	Counted Cross Stitch; any other
CLASS 4	Chair seat (any kind)	CLASS 13	Ribbon Embroidery
CLASS 5	Embroidery Picture	CLASS 14	Counted Cross Stitch, Pillow
CLASS 6	Crewel Embroidery Picture	CLASS 15	Folded Star
CLASS 7	Needlepoint article, other than picture	CLASS 16	Latch Hook
CLASS 8	Macrame Wall Hanging	CLASS 17	Holiday
CLASS 9	Machine Embroidery Picture	CLASS 18	Any other item

DIVISION 53 — TEXTILE PAINTING

CLASS 1	Pillow	CLASS 7	Scarf	CLASS 12	Vanity Set
CLASS 2	Tea Towels (2)	CLASS 8	Dresser Scarf	CLASS 13	Picture
CLASS 3	Guest Towels (2)	CLASS 9	Luncheon Set	CLASS 14	Pillow Cases
CLASS 4	Handkerchief	CLASS 10	Dress	CLASS 15	Tablecloth
CLASS 5	Quilt	CLASS 11	Blouse	CLASS 16	Any other item not listed
CLASS 6	Apron				

DIVISION 54 — HANDMADE TOYS

CLASS 1	Stuffed Animal	CLASS 3	Stuffed Doll	CLASS 5	Stuffed Bear
CLASS 2	Soft Sculpture Doll	CLASS 4	Doll Clothes	CLASS 6	Any other toy, not listed

DIVISION 55 — PILLOWS

CLASS 1	Embroidered, (hand)	CLASS 7	Covered
CLASS 2	Embroidered (machine)	CLASS 8	Strip Quilted
CLASS 3	Knitted	CLASS 9	Crochet
CLASS 4	Needlepoint	CLASS 10	Pieced top (2 or more techniques)
CLASS 5	Smocked	CLASS 11	Any other pillow, not listed
CLASS 6	Crewel Embroidery		

DIVISION 56 — AFGHANS

CLASS 1	Crocheted	CLASS 6	Wovenstick Lace
CLASS 2	Knitted	CLASS 7	Hairpin Lace
CLASS 3	Afghan Stitch	CLASS 8	Lap Rope-Crochet
CLASS 4	Infant Afghan	CLASS 9	Baby Afghan crochet or knit
CLASS 5	Broomstick Lace	CLASS 10	Any other kind, not listed

DIVISION 57 — —-HAND KNITTING

CLASS 1	Sweater, Child's	CLASS 12	Dress
CLASS 2	Sweater, Man's	CLASS 13	Poncho or cape
CLASS 3	Sweater, Woman's	CLASS 14	Gloves
CLASS 4	Baby Set	CLASS 15	Mittens
CLASS 5	Baby Dress	CLASS 16	Shell
CLASS 6	Baby Booties	CLASS 17	Vest
CLASS 7	Baby Sweater	CLASS 18	Cap or Hat
CLASS 8	Baby-Cap or Bonnet	CLASS 19	House Slippers
CLASS 9	Shawl	CLASS 20	Afghan
CLASS 10	Socks	CLASS 21	Any other knitted article, not listed
CLASS 11	Scarf		

DIVISION 58 — CROCHETING

CLASS 1	Baby Set	CLASS 13	Gloves or mittens
CLASS 2	Baby Dress	CLASS 14	Sweater, women's
CLASS 3	Baby Bonnet or cap	CLASS 15	Sweater, men's
CLASS 4	Baby sweater	CLASS 16	Sweater, child's
CLASS 5	Baby Booties	CLASS 17	Poncho
CLASS 6	Table cloth	CLASS 18	House slippers
CLASS 7	Pot Holders	CLASS 19	Dress
CLASS 8	Hot pads	CLASS 20	Edging
CLASS 9	Scarf	CLASS 21	Crocheted Doll
CLASS 10	Slippers	CLASS 22	Any other article, not listed
CLASS 11	Vest	CLASS 23	Any other garment, not listed
CLASS 12	Cap or hat		

DIVISION 59 — MACHINE STITCHERY

CLASS 1	Freehand	CLASS 3	Cut Work	CLASS 5	Knitting
CLASS 2	Applique	CLASS 4	Embroidery		

DIVISION 60 — PUFF PAINTING

CLASS 1	T-shirt	CLASS 7	Dish Towels	CLASS 13	Nightgown
CLASS 2	Jeans	CLASS 8	Scarf	CLASS 14	Tote Bag
CLASS 3	Jacket	CLASS 9	Handkerchief	CLASS 15	Wall Hanging
CLASS 4	Pillow Case	CLASS 10	Bib (baby)	CLASS 16	Pillow Top
CLASS 5	Place Mat	CLASS 11	Tea Apron	CLASS 17	Chair Back
CLASS 6	Hand Towel	CLASS 12	Blouse or smock	CLASS 18	Any other item not listed above

DIVISION 61 — DECORATED SWEATSHIRTS AND T-SHIRTS, ETC.

CLASS 1	Appliqued	CLASS 7	Conchos and/or studs
CLASS 2	Puff Paint	CLASS 8	Bandana
CLASS 3	Lettuce Edging	CLASS 9	Strip Quilted
CLASS 4	Stenciling	CLASS 10	Fabric Painted
CLASS 5	Tole Painted	CLASS 11	Any other clothing item, t-shirt
CLASS 6	With a placket & collar		

DIVISION 62 — QUILTED ITEMS (MACHINE OR HAND QUILTED)

CLASS 1	Wall Hanging	CLASS 4	Skirt	CLASS 6	Apron
CLASS 2	Vest	CLASS 5	Jacket	CLASS 7	Any other item
CLASS 3	Pillow				

DIV. 63 — NEEDLEWORK, ANY OTHER ARTICLE NOT LISTED BEFORE

CLASS 1	Pot holders or Hot pads	CLASS 17	Scarves
CLASS 2	Cut Work	CLASS 18	Crohooking-any article
CLASS 3	Applique	CLASS 19	Picture Smocking
CLASS 4	Embroidery	CLASS20	Geometric Smocking
CLASS 5	Russian Embroidery	CLASS 21	Smocking-Garment Adult
CLASS 6	Broomstick Lace	CLASS 22	Smocking-Garment Girls
CLASS 7	Wall Plaque	CLASS 23	Smocking-Garment Boys
CLASS 8	Swedish Embroider	CLASS 24	Smocking-Garment Baby
Class 9	Hardanger	Class 25	Smocked Accessories
Class 10	Tatting	Class 26	Wall Hanging
Class 11	Candlewicking-Pillow	Class 27	Spinning-Any item
Class 12	Candlewicking-Wall Hanging	Class 28	Weaving-Any item
Class 13	Candlewicking-Any Other	Class 29	Felting-Any item
Class 14	Chicken Scratch-Wall hanging	Class 30	Tied Blankets
Class 15	Chicken Scratch-pillow	Class 31	Any other Article
Class 16	Chicken Scratch-any other article		

DIVISION 64 — JUNIOR DIVISION NEEDLEWORK

(Ages 14 and Under)

CLASS 1	Pillow cases	CLASS 7	Any knitted article or garment
CLASS 2	Luncheon or table cloth	CLASS 8	Any crocheted article or garment
CLASS 3	Vanity Set	CLASS 9	Needlework Picture
CLASS 4	Quilt	CLASS 10	Any other needlework
CLASS 5	Tea Towels	CLASS 11	Any other article
CLASS 6	Textile Painting	CLASS 12	Any embroidered article

DIVISION 65 — NEEDLEWORK — 25 YEARS OR OLDER

- Special exhibit-NO PREMIUM!!!
- Label as to age, owner and interesting history.

CLASS 1	Needlework, any kind, 25-50 yrs old	CLASS 2	Needlework, any kind, 50 yrs & older
----------------	-------------------------------------	----------------	--------------------------------------

DIVISION 66 — HOLIDAY STITCHERY

CLASS 1	Crochet	CLASS 4	Christmas tree skirt	CLASS 7	Any other item not listed
CLASS 2	Needlecraft	CLASS 5	Easter		
CLASS 3	Christmas	CLASS 6	Halloween		

CLOTHING CONSTRUCTION
DIVISION 67 —WOMEN’S CLOTHING

CLASS 1	Blouse	CLASS 15	Housecoat or robe
CLASS 2	Wool Skirt	CLASS 16	Cape or poncho
CLASS 3	Skirt, any other fabric	CLASS 17	Shawl
CLASS 4	Wool Dress	CLASS 18	Caftan
CLASS 5	Dress, cotton or linen fabric suit	CLASS 19	Any strip quilted garment
CLASS 6	Dress, synthetic	CLASS 20	Any recycled garment (a before picture must be provided)
CLASS 7	Wool Jacket	CLASS 21	Full or half slip
CLASS 8	Jacket, cotton/linen	CLASS 22	Nightgown or pajamas
CLASS 9	Jacket, synthetic	CLASS 23	Any other lingerie
CLASS 10	Wool Coat	CLASS 24	T-shirt
CLASS 11	Coat any other fabric (long or short)	CLASS 25	Swim Suit
CLASS 12	Slacks, wool	CLASS 26	Vest
CLASS 13	Slacks, any other fabric	CLASS 27	Any other garment
CLASS 14	Shorts, any fabric	CLASS 28	Any other wool clothing item

DIVISION 68 — MEN'S CLOTHING

CLASS 1	Wool shirt	CLASS 14	Vest
CLASS 2	Shirt, long or short sleeve (not western)	CLASS 15	Robe
CLASS 3	Wool pants	CLASS 16	Pajamas
CLASS 4	Pants, any other fabric	CLASS 17	Any recycled garment (a before picture must be provided with each exhibit)
CLASS 5	Shorts, any fabric	CLASS 18	Any other garment
CLASS 6	Wool jacket		
CLASS 7	Jacket, any other fabric		
CLASS 8	Sports jacket, wool		
CLASS 9	Suit, wool, fabric		
CLASS 10	Suit, any other fabric		
CLASS 11	Coat		
CLASS 12	T-shirt		
CLASS 13	Swimsuit		

DIVISION 69 — INFANTS AND CHILDREN’S CLOTHING

- Only garments made from patterns size Infants through Children’s size 16 may be entered in this division.

CLASS 1	Infant’s dress	CLASS 19	Boy’s coat
CLASS 2	Infant’s slip	CLASS 20	Jacket
CLASS 3	Infant’s shirt	CLASS 21	Girl’s sport outfit
CLASS 4	Infant’s playsuit	CLASS 22	Boy’s sport outfit
CLASS 5	Booties, felt or fabric	CLASS 23	Girl’s jumper
CLASS 6	Infant’s bonnet or cap	CLASS 24	Children’s wool outfit/garment
CLASS 7	Infant’s nightgown	CLASS 25	Full or half slip
CLASS 8	Infant’s pants or shorts	CLASS 26	Pajamas or nightgown
CLASS 9	Any other infant’s garment	CLASS 27	Robe
CLASS 10	Dress	CLASS 28	Any other lingerie item
CLASS 11	Blouse	CLASS 29	Vest
CLASS 12	Skirt	CLASS 30	Any recycled garment(a before picture must be provided with the exhibit)
CLASS 13	Girl’s slacks or shorts	CLASS 31	Doll clothes
CLASS 14	Boy’s shirt	CLASS 32	Swimsuit, girl’s
CLASS 15	Boy’s slacks or shorts	CLASS 33	Swimsuit, boy’s
CLASS 16	Boy’s 2-3 piece suits	CLASS 34	Bibs
CLASS 17	T-shirt	CLASS 35	Any other item not listed
CLASS 18	Girl’s coat		

DIVISION 70 — WESTERN WEAR

MEN		WOMEN	
CLASS 1	Shirt	CLASS 9	Shirt
CLASS 2	Vest	CLASS 10	Vest
CLASS 3	Jacket or coat	CLASS 11	Jacket or coat
CLASS 4	Suit	CLASS 12	Suit
CLASS 5	Slacks	CLASS 13	Slacks
CLASS 6	Duster	CLASS 14	Skirt
CLASS 7	Any recycled item	CLASS 15	Broomstick Skirt
CLASS 8	Any other item	CLASS 16	Duster
CLASS 17: Any recycled item (a before picture must be provided with the exhibit)			
CLASS 18: Any other item			

CHILDREN

- Only garments made from patterns size infants thru Children's size 16 may be entered in these classes.

CLASS 19	Shirt	CLASS 22	Slacks	CLASS 25	Duster
CLASS 20	Vest	CLASS 23	Jacket	CLASS 26	Any recycled item (a before picture must be provided with the exhibit)
CLASS 21	Suit	CLASS 24	Skirt	CLASS 27	Any other article

DIVISION 71 — COSTUMES

CLASS 1	Children's Halloween	CLASS 4	Women's Centennial	CLASS 7	Santa Suit
CLASS 2	Children's Centennial	CLASS 5	Men's Halloween	CLASS 8	Reproduction Clothing
CLASS 3	Women's Halloween	CLASS 6	Men's Centennial	CLASS 9	Any other costume

DIVISION 72 — JUNIOR DIVISION-CONSTRUCTION

(Ages 14 and Under)

CLASS 1	Dress	CLASS 5	Slacks, Shorts, Culottes
CLASS 2	Skirt	CLASS 6	Jacket or Coat
CLASS 3	Blouse	CLASS 7	Any other garment or item
CLASS 4	Lingerie		

DEPARTMENT C - ARTS, PHOTOGRAPHY, CRAFTS & HOBBIES

- Junior division entries are for persons 18 years and under.
- Senior division entries are for persons 19 and older.
- Professional division entries are for persons 19 and older who have sold over \$200 of their work during the past year and/or taught a class that you received payment for.

All paintings must have a method of hanging on them as they are hung on pegboard for display.

All drawings or painting must be mounted on poster board or framed.

All entries must be original works of art, no copies.

Kits or patterns should not have been used. (Enter these in Class 72 Crafts.)

Entries must have been created during the last 12 months

DIVISION 73 — PAINTINGS & DRAWINGS

	PROFESSIONAL	SENIOR	JUNIOR
OILPAINTING			
Landscape	1	2	3
Animals	4	5	6
Western	7	8	9
Still Life	10	11	12
Portrait	13	14	15
Any other oil painting	16	17	18
ACRYLIC PAINTING			
Landscape	19	20	21
Animals	22	23	24
Western	25	26	27
Still Life	28	29	30
Portrait	31	32	33
Any other acrylic painting	34	35	36

WATERCOLORS			
Landscape	37	38	39
Animals	40	41	42
Western	43	44	45
Still Life	46	47	48
Portrait	49	50	51
Any other watercolor	52	53	54
PASTELS			
Landscape	55	56	57
Animals	58	59	60
Western	61	62	63
Still Life	64	65	66
Portrait	67	68	69
Any other pastel drawing	70	71	72
CHALK			
Landscape	73	74	75
Animals	76	77	78
Western	79	80	81
Still Life	82	83	84
Portrait	85	86	87
Any other chalk drawing	88	89	90

	PROFESSIONAL	SENIOR	JUNIOR
CRAYON			
Landscape	91	92	93
Animals	94	95	96
Western	97	98	99
Still Life	100	101	102
Portrait	103	104	105
Any other crayon	106	107	108

PENCIL			
Landscape	109	110	111
Animals	112	113	114
Western	115	116	117
Still Life	118	119	120
Portrait	121	122	123
Any other pencil	124	125	126
CHARCOAL			
Landscape	127	128	129
Animals	130	131	132
Western	133	134	135
Still Life	136	137	138
Portrait	139	140	141
Any other watercolor	142	143	144
PEN AND INK			
Landscape	145	146	147
Animals	148	149	150
Western	151	152	153
Still Life	154	155	156
Portrait	157	158	159
Any other pen and ink or marker	160	161	162
MIXED TECHNIQUES			
Landscape	163	164	165
Animals	166	167	168
Western	169	170	171
Still Life	172	173	174
Portrait	175	176	177
Any other chalk drawing	178	179	180
Air Brush	195	196	197

DIVISION 74 — PHOTOGRAPHY

- A.** Prints may be Black & White or Color and must be ready to hang with dependable hanging fixtures. **IF PRINTS ARE NOT READY TO HANG THEY WILL NOT BE JUDGED.**
- B.** Prints can be any size. Prints entered in series classes may be any size.
- C.** It is suggested that pictures be exhibited without frames or glass. If frame or glass is used, the Niobrara County Fair is not responsible for breakage. If not framed, a stiff mounting board or a foam board is acceptable.

Special Award: The Niobrara Cattlewomen will award \$5 to the Best Photograph of Cattle.

SNAPSHOTS 4X6" OR SMALLER	Professional	Senior	Junior
People-casual, informal	1	2	3
Portraits-formal, studio quality	4	5	6
Animals-wild life only	7	8	9
Pets	10	11	12
Insects, Fowl, Reptiles	13	14	15
Plants/Flowers	16	17	18
Agriculture/Ranch Life	19	20	21
Industrial	22	23	24
Historical	25	26	27
Sports/Sports Action	28	29	30
Architectural/Sculptural	31	32	33
Scenic Landscapes –rural, urban, aquatic, ecological, etc.	34	35	36
Still Life	37	38	39
Story-telling Series (sequence of prints on one mount)	40	41	42
Human Interest Photograph	43	44	45
Grouping of Photographs	46	47	48
Livestock-horse, cow, sheep, etc.	49	50	51
Any other photograph	52	53	54
Photo Album	55	56	57
Trail Cam Photo	58	59	60

PHOTOGRAPHY (Digital/Conventional Camera)

LARGE FRAME OR MATTED PHOTOS (Larger than 4x6")	Professional	Senior	Junior
People-casual, informal	61	62	63
Portraits-formal, studio quality	64	65	66
Animals-wild life only	67	68	69
Pets	70	71	72
Insects, Fowl, Reptiles	73	74	75
Plants/Flowers	76	77	78
Agriculture/Ranch Life	79	80	81
Industrial	82	83	84
Historical	85	86	87
Sports/Sports Action	88	89	90
Architectural/Sculptural	91	92	93
Scenic Landscapes –rural, urban, aquatic, ecological, etc.	94	95	96
Still Life	97	98	99
Story-telling Series (sequence of prints on one mount)	100	101	102
Human Interest Photograph	103	104	105
Grouping of Photographs	106	107	108
Livestock-horse, cow, sheep, etc.	109	110	111
Any other photograph	112	113	114
Photo Album	115	116	117
Best Photo of the Past-at least 50 years old, 8x10 (Does not have to be exhibitors own work)	118	119	120
Trail Cam Photo	121	122	123

LUSK
of the



Wyoming Quilt Trail

- Legend of Rawhide
- Golfing
- Excellent Dining
- Stagecoach Museum
- Amazing Lodging
- Shopping

For more information, call 1-800-223-LUSK

Visit: <https://visitulsk.weebly.com>

Find us on Facebook @ luskchamberofcommerce



DIVISION 75 — CRAFTS AND HOBBIES

- Hobby and craft displays of more than one piece must be in display boxes or containers to be judged as a unit.

	Professional	Senior (Age 19+)	Junior (18 & Under)
Macrame	1	2	3
Carving, small item	4	5	6
Carving, large item	7	8	9
Metalcraft	10	11	12
Leathercraft	13	14	15
Wall plaque, single	16	17	18
Wall plaque, set	19	20	21
Figurine	22	23	24
Doll display	25	26	27
Lamp, carved	28	29	30
Lamp, any other	31	32	33
Dishes, hand painted	34	35	36
Molded work	37	38	39
Paint by number	40	41	42
String Art	43	44	45
Porcelain dolls	46	47	48
Reproduction dolls	49	50	51
Decoupage	52	53	54
Sculpture	55	56	57
Shadow box	58	59	60
Bread dough art	61	62	63
Silk flowers	64	65	66
Candles	67	68	69
Corn husk doll	70	71	72
Plastic canvas craft	73	74	75

	Professional	Senior (Age 19+)	Junior (18 & Under)
Plastic canvas craft	76	77	78
Padded Albums	79	80	81
Hobby display	82	83	84
Refinished furniture	85	86	87
Upholstered furniture	88	89	90
Original furniture	91	92	93
Wooden furniture, large	94	95	96
Wooden furniture, small	97	98	99
Wooden lamp	100	101	102
Wooden bookends	103	104	105
Wooden novelties	106	107	108
Wooden toys	109	110	111
Wooden picture frames	112	113	114
Wood work, any other	115	116	117
Model airplanes	118	119	120
Model cars	121	122	123
Animal models	124	125	126
Any other models	127	128	129
Ropecraft	130	131	132
Weaving	133	134	135
Stained glass	136	137	138
Wheat weaving	139	140	141
Silk flower arrangement	142	143	144
Padded picture frames	145	146	147
Christmas decorations	148	149	150

	Professional	Senior (Age 19+)	Junior (18 & Under)
Decorate bandana	151	152	153
Calligraphy	154	155	156
Jewelry	157	158	159
Creative writing	160	161	162
Loom beading	163	164	165
Hand beading	166	167	168
Holiday decoration	169	170	171
Bone or horn craft	172	173	174
Toy	175	176	177
Stenciling	178	179	180
Etched glass	181	182	183
Stamping	184	185	186
Stationary	187	188	189
Scrapbook	190	191	192
Wooden dishes	193	194	195
Wooden clocks	196	197	198
Wooden jewelry boxes	199	200	201
Wooden decorative	202	203	204
Metalcraft-functional	205	206	207
Metalcraft-non functional	208	209	210
Felting	211	212	213
Weaving basket	214	215	216
Birdhouse	217	218	219
Windchime	220	221	222
Scarecrow	223	224	225
Wreath-any kind	226	227	228

	Professional	Senior (Age 19+)	Junior (18 & Under)
Any other craft	229	230	231
Any other handicraft	232	233	234
Paper Toile Art	235	236	237
Decorated Window	238	239	240
Plastics-Shrink plastics	241	242	243
Pottery	244	245	246
Any other collection, not an antique collection	247	248	249
Paper craft	250	251	252
Recycled object or recreated object (a "before" picture must be provided with display). Re-create any object or material for a different purpose	253	254	255
Lego Craft	256	257	258
Taxidermy	259	260	261
Gourd Art	262	263	264

DIVISION 76 — SPECIAL LAPIDARY EXHIBITS

(Individual Cases-Proper Labels)

CLASS 1	Fossils-one or more	CLASS 5	Open division (unusual items or large pieces that will fit in the case)
CLASS 2	Rocks, as found-one or more	CLASS 6	Jewelry-handcrafted stones in handcrafted mountings
CLASS 3	Lapidary	CLASS 7	Jewelry-handcrafted stones in manufactured mountings
CLASS 4	Minerals/Crystals		

DIVISION 77 — INDIAN ARTIFACTS

CLASS 1	Framed arrowheads	CLASS 2	Collection of artifacts (1-10)	CLASS 3	Indian utensils
----------------	-------------------	----------------	--------------------------------	----------------	-----------------

DIVISION 78 — COWBOY CRAFTS

CLASS 1	Rope Making	CLASS 9	Chinchas Making	CLASS 17	Lamp
CLASS 2	Leather Work	CLASS 10	Horn Carving	CLASS 18	Oil Painting
CLASS 3	Halter Making	CLASS 11	Forging	CLASS 19	Bridle
CLASS 4	Hackamore	CLASS 12	Welding	CLASS 20	Saddle
CLASS 5	Horseshoe Craft	CLASS 13	Spurs	CLASS 21	Nylon Braiding
CLASS 6	Whittling	CLASS 14	Riatta Braiding	CLASS 22	Horse Hair Braiding
CLASS 7	Chaps	CLASS 15	Bosal	CLASS 23	Woodcarving
CLASS 8	Hat Band	CLASS 16	Saddle Blanket	CLASS 24	Any other Item

DIVISION 79 — ANTIQUE COLLECTIONS

(3 or more items)

CLASS 1	License Plates	CLASS 9	Thimbles
CLASS 2	Spurs	CLASS 10	Dishes
CLASS 3	Stirrups	CLASS 11	Hats
CLASS 4	Barbed Wire	CLASS 12	Bits
CLASS 5	Dolls	CLASS 13	Coins
CLASS 6	Kitchen Utensil	CLASS 14	Stamps
CLASS 7	Cars	CLASS 15	Toys
CLASS 8	Farm Machinery	CLASS 16	Any Other Antique Collection (Any collection that is not an Antique Collection, enter in Div. 75)

DIVISION 80 — CERAMICS

CLASS 1	Stains	CLASS 4	Glaze	CLASS 7	Decals
CLASS 2	Air Brush	CLASS 5	Dry Brush	CLASS 8	Any Other
CLASS 3	Design Coat	CLASS 6	EZ Stroke		

DIVISION 81 — TOLE AND DECORATIVE ART

- Tole and Decorative art is defined as the method of painting designs on any object to decorate or make a picture. Method is defined as a “regular, orderly, definite procedure or way of teaching.”

Beginners (up to 2 years of lessons):					
CLASS 1	Holiday	CLASS 8	Scenery, on any object	CLASS 15	Realistic-Birds & Animals
CLASS 2	Bronzing Powder	CLASS 9	Canvas Landscape	CLASS 16	Stenciling
CLASS 3	Porcelain	CLASS 10	Furniture	CLASS 17	Miscellaneous
CLASS 4	Welcome Boards	CLASS 11	Still Life	CLASS 18	Fabric Painting
CLASS 5	Pen & Ink	CLASS 12	Stroke work	CLASS 19	Dolls
CLASS 6	Folk Art	CLASS 13	Flora, on any object	CLASS 20	People
CLASS 7	Rosemaling	CLASS 14	Folk art-Birds & Animals		

Advanced (more than 2 years of lessons):					
CLASS 21	Holiday	CLASS 28	Scenery, on any object	CLASS 35	Realistic-Birds & Animals
CLASS 22	Bronzing Powder	CLASS 29	Canvas Landscape	CLASS 36	Stenciling
CLASS 23	Porcelain	CLASS 30	Furniture	CLASS 37	Miscellaneous
CLASS 24	Welcome Boards	CLASS 31	Still Life	CLASS 38	Fabric Painting
CLASS 25	Pen & Ink	CLASS 32	Stroke Work	CLASS 39	Dolls
CLASS 26	Folk Art	CLASS 33	Floral, on any object	CLASS 40	People
CLASS 27	Rosemaling	CLASS 34	Folks Art-Birds & Animals		

EDUCATIONAL BOOTHS

All booths must be unmanned and the information presented must be self-explanatory. Selling or solicitation from any booth or in the exhibit hall is prohibited.

Premiums: Ribbons will awarded - Blue, Red, and White; Champion and Reserve Champion booths will receive Rosette Ribbons.

The information presented in the booths at the Niobrara County Fair is with the understanding that no discrimination is intended and no endorsement of products or information by the University of Wyoming Extension or the Niobrara County Fair Board is implied.



Farm Credit Services of America

FCSAMERICA.com

1401 Wilkins Circle
Casper, Wyoming
307.577.4700 / 800.359.0235

AGRICULTURE WORKS HERE..

PROUD TO SUPPORT NIOBRARA COUNTY FAIR

HOMEMAKERS EDUCATIONAL BOOTHS

- A. Only Homemaker Clubs are eligible to enter in this class.
- B. The purpose of these booths is strictly educational.
- C. Ribbons will be awarded according to Blue, Red, and White Ribbon groups; a Champion and Reserve Champion booth will be selected, too.
- D. Each booth is to center only on one theme or subject.
- E. Articles exhibited in these booths will not be judged separately in other classes.
- F. Space for booths should be reserved with the Fair Secretary by July 10th .
- G. All booths must be in place by 4:30 p.m. on July 25th .
- H. Remove name tags from booths until judging is completed.
- I. Anyone erecting a booth MUST remove ALL staples when tearing down their booth.

GENERAL EDUCATIONAL BOOTHS

- A. Any organization, church, or other group may enter a booth in this class.
- B. The purpose of these booths is strictly educational. No soliciting is allowed in Educational Booths AND no political campaigning (for individual candidates) booths will be allowed at the Niobrara County Fair.
- C. These booths may cover any subject.
- D. Space for booths should be reserved with the Fair Secretary by July 10th .
- E. All booths must be in place by 4:30 p.m. July 25th .
- F. Commercial booths are not eligible for entry in this class.
- G. Anyone erecting a booth MUST remove ALL staples when tearing down their booth.

AGRICULTURE EDUCATIONAL BOOTHS

- A. Any Agriculture-related organization may erect an agriculture booth at the Fair.
- B. Space for booths should be reserved with the Fair Secretary by July 10th .
- C. Booths will be judged on a point system for Champion and Reserve Champion, Blue, Red, and White Ribbons.
- D. Anyone erecting a booth MUST remove ALL staples when tearing down their booth.

BOOTHS CAN NOT BE TAKEN DOWN BEFORE 9:00 a.m. ON SATURDAY!



YOUR HEALTH
is Our **PRIORITY**

Thank you for your continued support.



Dana Gilleland, CEO



Dr. Jeffrey Behringer



Dr. Joleen Falkenburg



Karen Alexander, D-FNP



Gordon Steward, PA

WY SD
NE

THREE CORNERS AGENCY, INC.

CROP INSURANCE



MELISSA STEARNS

AGENT

Cell: 605-890-6786



JANA STEARNS

AGENT

Cell: 605-890-0049

SERVING COUNTIES IN:

South Dakota, Wyoming, Nebraska

POLICIES AVAILABLE:

- Full line of MPCl
- Livestock Risk Protection

OFFICE LOCATIONS:

342 S Chicago Street, Hot Springs SD 57747

11450 Plains Creek Road, Edgemont SD 57735

CONTACT US:

Edgemont Office: 605-662-6768

Hot Springs Office: 605-745-6600

Fax: 605-745-6786

Email: threecornersagency@goldenwest.net

Website: www.threecornersagency.com



CORY CLARK
307.351.9556



TANDY DOCKERY
307.340.1138



DEAN NELSON
307.340.1114

WE KNOW LAND
RANCH • FARM • RECREATION • ACREAGE
WY • MT • SD • ND • CO • NE

The LandReport

2011-2024
AMERICA'S
BEST
BROKERAGES

CLARK & ASSOCIATES
LAND BROKERS, LLC
CLARKLANDBROKERS.COM

4 MILLION+
ACRES SOLD
TO DATE

YOUR HOMETOWN LUSK BROKERAGE
307-334-2025
CLARKLANDBROKERS.COM