



My 4-H Dog Care and Training Project Record Book



Member name: _____ Birth date: ____/____/____

Address: _____ Grade: _____

Phone #: _____

4-H County: _____ Years in Project: _____

Name of club: _____ 4-H Year: _____

Club leader's name: _____

Starting Out

My goals for the 4-H year




The beginning of the 4-H year is a good time to begin thinking about what you'd like to do or learn in 4-H during the upcoming months. List some of your goals for the year and what plan you have to accomplish your goals. Talk to your leader and parents to decide what goals are realistic to try and possible to finish this year.

During each year in the 4-H Dog Care and Training project, members should choose a minimum of three goals to pursue. Don't be afraid to challenge yourself! For now, write your goals below and your plan for reaching each goal.


My goals for this year	What I need to do to reach this goal
<i>Example: I will learn how to give a public presentation.</i>	<i>Attend county public presentation workshop. Have my leader and parents help me pick a topic that will be good for me. Practice my presentation. Give the presentation at a club meeting.</i>

Signatures for goal setting


I will work toward the above goals I have set for myself for the upcoming 4-H year to the best of my ability:

 _____ (Member signature) _____ (Date)

I will support my son's/ daughter's goals for the upcoming 4-H year:

 _____ (Parent signature) _____ (Date)

I will help support this member's goals for the upcoming 4-H year:

 _____ (4-H Leader signature) _____ (Date)

Project Animal Information (Add additional pages as needed for each dog)

Dog's Name: _____

Sex: M _____ F _____

Breed (if any): _____

Spayed or neutered? Yes _____ No _____

If no, why not? _____

Dog's Age: _____

Birth date if known: _____

Weight: _____

Height at shoulders: _____

Color or markings: _____

Is your dog registered with AKC, UKC, or other

group? Yes _____ No _____

If yes, name the group and record the

dog's registration number _____

Be sure to include at least one photo of
your project animal.

Along the Way

Keeping track of what I do



For this section, it is best to write down what you have done shortly after completing it so you won't forget important events and activities. This section includes the following parts:

- What I did in this project this year
- Animal care & management
- Project finances
- Other clubs and projects

What I did in this project this year

The following page is where you can list what you did in this 4-H project. Don't forget to include these types of 4-H events and activities you might have done this year:

- Events participated in
- Leadership roles - such as offices held, committees led
- Shows & competitions (be sure to identify the dog entered, the class entered, and the number in the class)
- Club meetings, special meetings & clinics
- Community service
- Public Speaking
- Field trips
- County 4-H Fair
- Awards or recognition earned



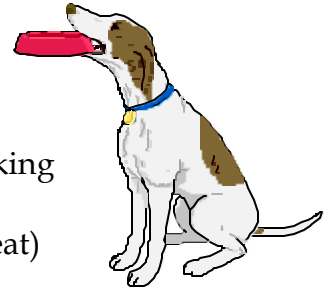
Name of event/activity	Date & Location	What I did	Level (Club, County, State, National)	Award or Recognition Earned?
<i>Example: Invitational Dog Show</i>	<i>1/1/2000 Somewhere, New Jersey</i>	<i>Entered Lassie in pre-novice class</i>	<i>Club</i>	<i>1st place</i>
<i>Example: Visited nursing home with the club</i>	<i>12/15/98 ABC Nursing Home, Milltown</i>	<i>I brought my dog for the residents to pet.</i>	<i>Club</i>	<i>Received a thank-you letter from the Center Director</i>

Animal Care & Management

Because your project is a living creature, it requires regular care and management. Here is the place to explain what you regularly do for or with your dog on a daily, weekly, monthly, and yearly basis. Be as specific as possible.

Do not forget to list the following:

- Exercising & training
- Grooming (brushing, clipping nails, cleaning ears, bathing, checking for fleas & ticks, clipping)
- Feeding and watering practices (when and what does your dog eat)
- Clean and disinfect crate/kennel, food/water containers



What I do for/with my project animal . . .	
Daily	
Weekly	
Monthly	
Yearly	

Project Finances



It is likely that you spent money on your 4-H project this year. This section will help you add up what it cost to complete your project.

(E) Expenses

This section is where you can keep track of what you purchased and the other materials, supplies, and equipment you purchased or used for your project and what it cost to use. Feel free to add more copies of these pages if necessary.

Expenses are divided into four categories (E 1, 2, 3, 4):

- Dog Food expenses
- Equipment expenses (including hardware for repair of kennels, fencing, crates, toys, etc.)
- Other expenses (such as grooming, show entry fees, stud fees, boarding)
- Health/Medical expenses (including veterinary and medicine)

(E1) Dog Food Expenses

Date	Description of expense (include quantities)	Cost (\$)
11/1/99	<i>Example: 50 lb. Bag of dog food</i>	\$20.00
E1 Total	(Add up all expenses from above and put number in box at right)	

(E2) Equipment expenses

Date	Description of expense (include quantities)	Cost (\$)
12/15/99	<i>Example: 1 leash</i>	\$4.50
E2 Total	(Add up all expenses from above and put number in box at right)	

(E3) Other Expenses (such as grooming, show entry fees, stud fees, boarding)

Date	Description of expense (include quantities)	Cost (\$)
1/6/2000	<i>Example: Entry fee for dog show</i>	\$3.00
E3 Total	(Add up all expenses from above and put number in box at right)	

(E4) Health/Medical expenses (including veterinarian & medicine cost such as rabies and heartworm medicine)

Date	Description of expense	Cost (\$)
3/16/2000	Example: rabies shot and vet visit	\$45.00
E4 Total	(Add up all expenses from above and put number in box at right)	

(I) Income

List any income received from your project this year. For instance, sales of any project-related items or cash prizes from contests or exhibitions. Income may also include selling a puppy from a litter. It is quite likely your project had no income. If so, enter "None" under description and "0" under "Total Income."

Date	Description of income (include quantities)	Income (\$)
1/6/2000	Example: Sold 3 puppies for \$300.00 each	\$900.00
Total Income	(Add up all income from above and put number in box at right)	

Total Project Cost or Profit

If your project earned more than it cost, then your project made a profit. But this is not likely so don't worry if your project did not make money! The important point to learn is that most activities have costs. Therefore, you must be careful to spend money wisely.



More likely, you spent more on your 4-H project than you earned from it. Therefore, "expenses" minus "income" is the total (or "net") cost of your project.

Total Expenses (Includes value of equipment and project animals)	
Total Dog Food Expenses (E1 page 10)	\$
Total Equipment Expenses (E2 page 11)	\$
Total Other Expenses (E3 page 11)	\$
Total Health/Medical Expenses (E4 page 12)	\$
Total Expenses (Add up all expenses and put number in box at right)	\$

Net Project Cost (N)	
Total Expenses (E , from above)	\$
Total Income (I , from bottom of page 12)	\$
Net Project Cost (Subtract Total Income from Total Expenses and put number in box at right)	\$

Example:

Total Expenses (E)	minus Total Income (I)	= Net Project Cost (N)
<i>Example: \$250.00</i>	<i>\$25.00</i>	<i>\$225 (a project cost of \$225)</i>

Looking Back

What I learned this year

This section is to be completed at the end of the 4-H year. It is meant to help you look back on all that you learned during the past year. This section includes the following parts:

- My goals completed
- A summary of knowledge and skills I gained
- The three most important things I learned
- Telling my story



My goals completed

Look back on the goals you set for yourself at the beginning of the year, on page 5. How well did you meet those goals? Use the space below to tell how well you did in reaching your goals. If you added new goals during the year, also included them below.

My goals for this year	How well did each goal get met?
<i>Example: I will learn how to give a public presentation.</i>	<i>I attended county public presentation workshop. I had to change my topic three times. I should have practiced my presentation more before I gave it at the club meeting. I will start planning and practicing earlier next year!</i>

My 4-H Story

(Continue 4-H story on next page.)

The three most important things I learned



Even if you learned a lot of different things in 4-H, think of what was the most important for you. Then, list the three most important things you learned in this project during the past year in the boxes below.


The three most important things I learned in this project during the past year were . . .
1.
2.
3.

End-of-year signatures

At the end of the 4-H year, when your record book is complete, your 4-H club leader will probably ask to see this record book.

By signing below, I am stating that I have completed this record book myself and , to the best of my knowledge, the information included in it is correct.

4-H member Signature	Date



By signing below, I am stating that I am familiar with this work and, to the best of my knowledge, the member completed this record book and the information included in it is correct.

Title	Signature	Date
Parent		
4-H club leader		

Issued in furtherance of extension work, acts of May 8 and June 30, 1914, in cooperation with the U.S. Department of Agriculture. Bret Hess, interim dean and director, College of Agriculture and Natural Resources, University of Wyoming Extension, University of Wyoming, Laramie, Wyoming 82071.